

29 SEPTEMBER 2002



Personnel

**DRESS AND PERSONAL APPEARANCE OF
AIR FORCE PERSONNEL**

COMPLIANCE WITH THIS PUBLICATION IS MANDATORY

NOTICE: This publication is available digitally on the AFDPO WWW site at:
<http://www.e-publishing.af.mil>

OPR: HQ AFPC/DPSFM (TSgt Debra Campbell)

Certified by: HQ AFPC/DPS
(Col Michael Schiefer)

Supersedes AFI 36-2903, 1 November 2001

Pages: 145

Distribution: F

This Air Force instruction (AFI) implements Department of Defense Directives (DoDD) 1334.1, *Wearing of the Uniform*, 11 August 1969; 1348.33, *Military Awards Program*, 26 August 1985; DoDD 1300.17, *Accommodation of Religious Practices Within the Military Services*, 3 February 1988; and Air Force Policy Directive 36-29, *Military Standards*. It directs the wear of uniforms, insignias, awards, and decorations. It describes minimum standards of personal appearance of Air Force members in uniform and standards of civilian dress and appearance. The Uniform Code of Military Justice applies to personnel who violate the specific prohibitions and requirements of this instruction. The Chief, Military Personnel Flight (MPF) assigns an office within the Customer Support Section to be the Office of Primary Responsibility (OPR) for this instruction. Refer to **Attachment 1** for a Glossary of references, abbreviations, acronyms, terms, and addresses. Refer to **Attachment 2** for phaseout dates for uniform items.

SUMMARY OF REVISIONS

This change incorporates interim change (IC) 2002-01 (**Attachment 5**). **Table 2.5** has been renamed, and includes only body alteration/modification, body piercing, and tattoos issues. **Table 2.6** also has been renamed, and includes the more benign clothing/ accessory items (e.g., watch, bracelet, rings, necklaces, etc.). **Table 2.6** through **Table 2.8** have been renumbered accordingly without significant change to text. See the last attachment of the publication, IC 2002-1 for the complete IC. A bar (|) indicates revision from the previous edition.

Chapter 1— COMMANDERS' AUTHORITY AND INDIVIDUAL RESPONSIBILITIES	6
1.1. Commanders' Authority.	6
Table 1.1. Commanders' Responsibilities.	6
Table 1.2. How Members Acquire Uniform Items (see notes).	7
Table 1.3. Wearing the Uniform.	8

Table 1.4. Personal Grooming Standards (see notes.) 9

Chapter 2— SERVICE, DRESS, BATTLE DRESS, AND STANDARDIZED FUNCTIONAL UNIFORMS 13

2.1. Figures and Tables. 13

Figure 2.1. Men’s New Service Dress Uniform (Retrofit, Officers). 14

Figure 2.2. Men’s New Service Dress Uniform (Enlisted). 16

Figure 2.3. Men’s Service Dress Uniform (Officer and Enlisted). 18

Figure 2.4. Men’s Short-Sleeved Shirt. 20

Figure 2.5. Men’s Long-Sleeved Shirt. 22

Figure 2.6. Men’s Mess Dress Uniform. 24

Figure 2.7. Men’s New Semi-Formal Dress Uniform. 25

Figure 2.8. Men’s Semi-Formal Dress Uniform 27

Figure 2.9. Men’s Hospital White Uniform. 29

Figure 2.10. Men’s and Women’s Headgear. 30

Figure 2.11. Men’s and Women’s Battle Dress Uniform (Including Maternity) With and Without Aircrew Style Name Patch. 31

Figure 2.12. 33

Figure 2.13. Women’s New Service Dress Uniform (Retrofit, Officers). 34

Figure 2.14. Women’s New Service Dress Uniform (Enlisted). 36

Figure 2.15. Women’s Service Dress Uniform (Officer and Enlisted). 38

Figure 2.16. Maternity Service Dress Uniform (Jumper). 40

Figure 2.17. Women's Short-Sleeved Blouse. 41

Figure 2.18. Women's Long-Sleeved Blouse. 43

Figure 2.19. Maternity Uniforms. 45

Figure 2.20. Women’s Short-Sleeved Maternity Blouse. 47

Figure 2.21. Women’s Long-Sleeved Maternity Blouse. 49

Figure 2.22. Women's Mess Dress Uniform. 51

Figure 2.23. Maternity Mess Dress Uniform. 52

Figure 2.24. Women's New Semi-Formal Dress Uniform. 53

Figure 2.25. Women's Semi-Formal Dress Uniform. 54

Figure 2.26. Women's Semi-Formal Dress (Maternity).	55
Figure 2.27. Women's Hospital White Uniform.	56
Table 2.1. Men's Service And Dress Uniforms.	57
Table 2.2. Men's Battle Dress And Standardized Functional Uniforms.	63
Table 2.3. Women's Service And Dress Uniforms (see notes).	69
Table 2.4. Women's Battle Dress and Standardized Functional Uniforms.	85
Table 2.5. Body Physical Appearance Modification Standards.	92
Table 2.6. Clothing/Accessory Standards.	95
Table 2.7. When to Wear Battle Dress, Hospital White, and Food Service White Uniforms. ..	96
Table 2.8. When To Wear Headgear.	97
Table 2.9. Religious Apparel Waivers.	98
Chapter 3— ORGANIZATIONAL CLOTHING AND EQUIPMENT	99
3.1. Organizational Clothing and Equipment.	99
Table 3.1. Distinctive Uniforms--USAF Honor Guard, and Arlington National Cemetery Chaplains.	100
Table 3.2. Distinctive Uniforms--Installation and Base Honor Guard, Color Guard, Drill Team, and Military Funeral Detail.	101
Table 3.3. Distinctive Uniforms--The USAF Band, USAF Band of the Rockies, USAF Regional Bands.	102
Table 3.4. Distinctive Uniforms--Security Police (SP).	103
Table 3.5. Distinctive Uniforms--Office of the Joint Chiefs of Staff Military Security Force. .	105
Table 3.6. Distinctive Uniforms--Miscellaneous.	106
Chapter 4— AWARDS AND DECORATIONS	108
4.1. Wear Instructions.	108
4.2. Foreign Decorations.	108
4.3. Non-Air Force Service Awards.	108
4.4. Wear of Awards and Decorations by Retirees and Honorably Discharged Veterans.	108
4.5. Order of Precedence.	108
4.6. Description of Ribbons.	108
4.7. Description of Miniature Medals.	109
Figure 4.1. Order of Precedence of Awards and Decorations.	109

Figure 4.2.	Placement of Devices on Ribbons and Medals.	112
Figure 4.3.	Arrangement of Ribbons.	113
Table 4.1.	Arrangement Of Medals By Rows (see note).	114
Table 4.2.	Arrangement Of Ribbons On Service Uniforms (see notes).	116
Table 4.3.	Placement Of Medals On Dress Coat Or Jacket (see note).	117
Chapter 5—	INSIGNIA, BADGES, AND DEVICES	118
5.1.	Wear of Grade Insignia.	118
5.2.	Wear of First Sergeant Device	118
5.3.	Name Tags.	118
5.4.	USAF/NAME Tapes.	118
5.5.	Aiguillettes	118
5.6.	Wear of Badges and Specialty Insignia on Service, BDU, and Dress Uniforms	118
Table 5.1.	Wear of Badges On The BDU, Service, Mess, Formal, and Semi-Formal Dress Uniforms (see notes).	119
Table 5.2.	Wear Of Medical And Dental Certification Patches And Badges on Hospital White Uniform.	121
Chapter 6—	WEAR OF UNIFORMS BY RESERVE, AIR NATIONAL GUARD, RETIRED OR SEPARATED PERSONNEL	123
6.1.	Conditions for Wear of Uniform	123
Table 6.1.	When Reserve, ANG, Retired, Or Separated Personnel Are Required Or Authorized To Wear The Uniform (See note 1).	123
Chapter 7—	UNIFORM CHANGES AND SUPPLEMENTS	127
7.1.	How To Recommend Uniform Changes	127
7.2.	Processing Supplements:	128
Attachment 1—	GLOSSARY OF REFERENCES AND SUPPORTING INFORMATION	129
Attachment 2—	PHASEOUT DATES FOR UNIFORM ITEMS	131
Attachment 3—	IC 98-1 TO AFI 36-2903, DRESS AND PERSONNEL APPEARANCE OF AIR FORCE PERSONNEL	132
Attachment 4—	IC 2001-1 TO AFI 36-2903, DRESS AND PERSONAL APPEARANCE OF AIR FORCE PERSONNEL	135

**Attachment 5—IC 2002-01 TO AFI 36-2903, DRESS AND PERSONAL APPEARANCE OF
AIR FORCE PERSONNEL**

Chapter 1

COMMANDERS' AUTHORITY AND INDIVIDUAL RESPONSIBILITIES

1.1. Commanders' Authority. See [Table 1.1.](#) through [Table 1.4.](#) for commanders' responsibilities, how to wear uniform items, when to wear the uniform, and personal grooming standards.

Table 1.1. Commanders' Responsibilities.

To Maintain Uniformity and Good Order and Discipline	
Major Command Commanders (See note 2).	Supplement this instruction.
	Authorize wear of functional clothing with service uniforms.
	Authorize wear of civilian clothing on-duty and standardize clothing by activity (see note 1).
	Prescribe wear of grade insignia, unit emblems, etc. on organizational or functional clothing.
	Determine acceptable off-base wear for flight clothing.
	Authorize subdued metallic command emblem.
	Provide at no cost to members, optional items directed to wear.
	Specify motorcycle and bicycle patrol uniforms.
Installation Commanders	Supplement this instruction.
	Prohibit offensive civilian clothes and personal grooming based on legal, moral, safety, or sanitary grounds.
	Require protective or reflective items when safety considerations make it appropriate.
	Authorize Table of Allowance (TA) 016 approved organizational clothing and equipment.
	Process requests for approval of distinctive clothing items.
	Authorize wear of functional clothing with service uniforms.
	Provide at no cost to members, optional items directed to wear.
	Process requests for issue allowance according to Air Force Manual (AFM) 67-1, <i>USAF Supply Manual</i> .
Prescribe wear of outer garments and accessories with security police uniforms.	
Theater Commanders	Prescribe the dress and personal appearance standards in the theater of operations. Supplements are not required.

NOTES:

1. All military personnel working in Services activities, such as the gymnasium, wear same type clothing, same type in hobby shops, etc.
2. For the purpose of this AFI, the National Guard Bureau is considered a MAJCOM.

Table 1.2. How Members Acquire Uniform Items (see notes).

Members:	
Airmen	Procure and maintain all mandatory clothing items listed in AFI 36-3014, <i>Clothing Allowances for Air Force Personnel</i> . Request a civilian clothing allowance when required to wear civilian clothes.
Officers	Procure and maintain all items necessary to meet standards of dress for assigned duties and mission readiness.
Officers and Airmen	Purchase items from the Army Air Force Exchange Service (AAFES) Military Clothing Sales Stores (MCSS) supplied by the Defense Personnel Support Center (DPSC) or commercial vendors.
	Purchase items from commercial vendors when items have a USAF certification label.
	Do not purchase uniform items from unauthorized manufacturers.

NOTES:

1. Uniform clothing may be altered to improve fit. However, alterations must not change the intended appearance of garment as designed.
2. The omission of a specific item or appearance standard does not automatically permit its wear.

Table 1.3. Wearing the Uniform.

Members:			
Wear	Do not wear	Optional	When:
X			performing military duties (See notes 1 and 2.)
		X	departing from a military airfield on DoD aircraft or US Government Commercial Contract Flights (service uniform combination) (See notes 3 and 4.)
		X	departing from or arriving at commercial airports, or traveling on commercial contract flights (service uniform combination with tie or tie tab) (See note 3.)
		X	traveling in a foreign country. Consult the DoD Foreign Clearance Guide.
	X		uniform items do not meet Air Force specifications.
		X	required uniform items are not prescribed.
	X		participating in public speeches, interviews, picket lines, marches or rallies, or in any public demonstration when the Air Force sanction of the cause for which the activity is conducted may be implied.
	X		furthering political activities, private employment, or commercial interests.
	X		working in an off-duty civilian capacity.
	X		it would discredit the Armed Forces.
	X		in civilian attire. For example; grade insignia, cap devices, badges and insignia, distinctive buttons, etc.

NOTES:

1. On other Services' installations, comply with order of dress for that Service.
2. TDY personnel will comply with local policies established at each TDY location.
3. Those choosing to wear civilian clothing will ensure it is neat, clean, and warm enough for inflight operations and appropriate for the mode of travel and destination. Examples of inappropriate clothing include: ripped, torn, frayed, or patched clothing; tank tops, shorts, short skirts, undergarments worn as outer garment, bathing suits, sandals, and any garments which are revealing or contain obscene, profane, or lewd words or drawings.
4. The Battle Dress Uniform is an acceptable uniform when traveling between military installations.

Table 1.4. Personal Grooming Standards (see notes.).

L	A	B	C
I N E	Item of Grooming (M-Men, W-Women)	Will be/have	Will not
11	Beards (M)		be worn except for health reasons when authorized by a commander on the advice of a medical officer. If commander authorizes, members keep facial hair trimmed not to exceed 1/4 inch in length. Individuals granted a shaving waiver will not shave any facial hair. Commanders and supervisors will monitor progress in treatment to control these waivers. (See note 3.)
2	Cosmetics (W)	conservative and in good taste	
3	Hair, Overall Standard (M & W)	clean, well-groomed and neat. If dyed, will look natural.	contain excessive amount of grooming aids, touch eyebrows when groomed or protrude below the front band of properly worn headgear. EXCEPTION: Hair may be visible in front of women's flight cap.

L	A	B	C
I N E	Item of Grooming (M-Men, W-Women)	Will be/have	Will not
4	Hair Style (M)	a tapered appearance on both sides and back, both with and without headgear. A tapered appearance is one that when viewed from any angle outlines the individual's hair so that it conforms to the shape of the head, curving inward to the natural termination point. Block cut permitted with tapered appearance.	be worn in an extreme or fad style or in such a way that exceeds length or bulk standards or violates safety requirements. Will not touch the ears and only closely cut or shaved hair on the back of the neck may touch the collar. Will not exceed 1 1/4 inches in bulk, regardless of length and not exceed 1/4 inch at the natural termination point. Will not contain or have any visible foreign items attached to it.
5	Hair Style (W)	styled to present a professional appearance. Plain and conservative pins, combs, headbands, elastic bands, and barrettes similar to the individual's hair color permitted to keep hair in place.	be worn in an extreme or fad style or violate safety requirements. Will not extend in length on all sides below an invisible line drawn parallel to the ground at the bottom edge of the shirt collar at the back of the neck. Will not exceed 3 inches in bulk or prevent proper wear of headgear. Will not include hair ornaments such as ribbons or jeweled pins.

L	A	B	C
I N E	Item of Grooming (M-Men, W-Women)	Will be/have	Will not
6	Hairnets (M & W)	worn as required for safety Made of cotton or a synthetic material; be of a conservative, solid color similar to the individual's hair color, be strong enough to support and control hair; and contain no metal fasteners.	
7	Mustache (M)		extend downward beyond the lipline of the upper lip or extend sideways beyond a vertical line drawn upward from the corner of the mouth. (This does not apply to individuals with shaving waivers.)
8	Sideburns (M)	neatly trimmed and tapered in the same manner as the haircut. Will be straight and of even width (not flared) and end in a clean-shaven horizontal line.	extend below the lowest part of the exterior ear opening. (This does not apply to individuals with shaving waivers.)
9	Wigs and Hairpieces (M & W)	in conformance with the same standards required for natural hair, be of good quality, and fit properly.	exceed limits stated for natural hair. Will not be worn by personnel engaged in aircraft flight line or in-flight operations.
10	Wigs and Hairpieces (M)	of good quality and fit properly. Members must have their medical records documented to wear a wig or hairpiece to cover baldness or disfiguration. Other male personnel will not wear wigs or hairpieces.	
11	Nail Polish (W)	conservative, single color, and in good taste.	contain any ornamentation.

NOTES:

1. The items listed represent common appearance issues. This list is not all inclusive.
2. Commanders do not have the authority to waive appearance and grooming standards except as identified in table 1.4, line 1.
3. During tours of less than 30 days, Reserve and Air National Guard (ANG) chaplains not on extended active duty may request a waiver for religious observance when consistent with their faith. For Air Force Reserve waiver processing instructions, see AFMAN 36-8001. For ANG waiver processing instructions, submit requests to NGB/HC, 1411 Jefferson Davis HWY, Arlington, VA 22202-3231.

Chapter 2

SERVICE, DRESS, BATTLE DRESS, AND STANDARDIZED FUNCTIONAL UNIFORMS

2.1. Figures and Tables. See [Figure 2.1.](#) through [Figure 2.27.](#) for examples of the proper wear of the uniform. See [Table 2.1.](#) and [Table 2.2.](#) for Men's Service, Dress, BDU, and Standardized Functional Uniforms. See [Table 2.3.](#) and [Table 2.4.](#) for Women's Service, Dress, BDU, and Standardized Functional Uniforms. See [Table 2.5.](#) through [Table 2.8.](#) for clothing and accessory standards, when to wear the Battle Dress, Hospital White, and Food Service Uniforms, when to wear headgear, and how to process religious apparel waivers.

Figure 2.1. Men's New Service Dress Uniform (Retrofit, Officers).



NOTES:

1. Place highly polished US insignia halfway up the seam, resting on but not over it. Bottom of insignia is horizontal with the ground.
2. Aeronautical and chaplain badges are mandatory. Others are optional. Center aeronautical, occupational, or miscellaneous badge 1/2 inch above the top row of ribbons. Center additional badge 1/2-inch above first one. Wear highly polished badges only.
3. Center ribbons resting on but not over edge of pocket. Wear three or four-in-a row. Wear all or some.
4. Center duty or miscellaneous badge 1 1/2 inches below top of welt pocket and centered, and/or on right side centered between arm seam and lapel, with bottom edge of badge parallel to top of welt

pocket. *EXCEPTION:* Missile and missile maintenance badges are worn 1 1/2 inches below top of welt pocket and centered. Wear highly polished badges only.

5. Center regular size grade insignia 5/8 inch from end of epaulet. Generals wear 3/4- or 5/8-inch stars. Lieutenant generals, major generals, and brigadier generals center 1-inch stars.

Figure 2.2. Men's New Service Dress Uniform (Enlisted).



NOTES:

1. Place highly polished US insignia halfway up the seam, resting on but not over it. Bottom of insignia is horizontal with the ground.
2. Aeronautical badges are mandatory. Others are optional. Center aeronautical, occupational, or miscellaneous badge 1/2 inch above the top row of ribbons. Center additional badge 1/2 inch above first one. Wear highly polished badges only.
3. Center ribbons resting on but not over edge of welt pocket. Wear three or four in a row. Wear all or some.
4. Center duty or miscellaneous badge 1 1/2 inches below top of welt pocket and centered, and/or on right side centered between arm seam and lapel, with bottom edge of badge parallel to top of welt

pocket. *EXCEPTION:* Missile and missile maintenance badges are worn 1 1/2 inches below top of welt pocket and centered. Wear highly polished badges only.

5. Center new 4-inch sleeve chevron halfway between shoulder seam and elbow bent at 90-degree angle.

Figure 2.3. Men's Service Dress Uniform (Officer and Enlisted).



NOTES:

1. (Mandatory) Place highly polished US insignia halfway up the seam, resting on but not over it. Bottom of insignia is horizontal with the ground; officer and enlisted wear US insignia without circle.
2. Aeronautical and chaplain badges are mandatory. Others are optional. Center aeronautical, occupational, or miscellaneous badge 1/2 inch above the top row of ribbons. Center additional badge 1/2 inch above first one. Wear highly polished badges only.
3. Center ribbons resting on but not over edge of pocket. Wear three or four in a row. Wear all or some.
4. Center duty or miscellaneous badge on lower portion of left pocket between left and right edges and bottom of flap and pocket, and/or on right pocket between left and right edges and bottom of flap and pocket. **EXCEPTION:** Missile and missile maintenance badges are worn on left pocket. Wear highly polished badges only.

5. Airmen center 4-inch sleeve chevron halfway between shoulder seam and elbow bent at 90-degree angle. Wear the current or new style rank insignia.
6. Officers center regular size grade insignia 5/8 inch from end of epaulet. Generals wear 3/4- or 5/8-inch stars. Lieutenant generals, major generals, and brigadier generals center 1-inch stars.
7. Center name tag resting on but not over edge of pocket, between left and right edges (major generals and below).

Figure 2.4. Men's Short-Sleeved Shirt.



NOTES:

1. Aeronautical and chaplain badges are mandatory. Others are optional. Center aeronautical, occupational, or miscellaneous badge 1/2 inch above ribbons or pocket if not wearing ribbons. Center additional badge 1/2 inch above the first one. Wear satin finish or highly polished badges.
2. Center ribbons resting on but not over edge of pocket between the left and right edges. Wear all, some, or none.
3. Center duty or miscellaneous badge on lower portion of left pocket between left and right edges and bottom of flap and pocket, and/or on right pocket between left and right edges and bottom of flap and pocket. **EXCEPTION:** Missile and missile maintenance badges are worn on left pocket.
4. (Optional) Center tie tack or tie clasp (Air Force coat of arms, grade insignia, or wing and star) between bottom edge of knot and bottom tip of tie.
5. (Mandatory for Major Generals and below) Center name tag on but not over edge of pocket.

6. Officers place shoulder mark insignia as close as possible to shoulder seam. Airmen center 3-inch or 3 1/2-inch sleeve chevron halfway between shoulder seam and bottom edge of sleeve. Senior noncommissioned officers (SNCO) wear shoulder mark insignia or chevrons. Wear the current or new style rank insignia.

Figure 2.5. Men's Long-Sleeved Shirt.



NOTES:

1. Aeronautical and chaplain badges are mandatory. Others are optional. Center aeronautical, occupational, or miscellaneous badge 1/2 inch above ribbons or pocket if not wearing ribbons. Center additional badge 1/2 inch above the first one. Wear satin finish or highly polished badges.
2. Center ribbons resting on but not over edge of pocket between the left and right edges. Wear all, some, or none.
3. Center duty or miscellaneous badge on lower portion of left pocket between left and right edges and bottom of flap and pocket, and/or on right pocket between left and right edges and bottom of flap and pocket. **EXCEPTION:** Missile and missile maintenance badges are worn on left pocket.
4. (Optional) Center tie tack or tie clasp (Air Force coat of arms, grade insignia, or wing and star) between bottom edge of knot and bottom tip of tie.
5. (Mandatory for Major Generals and below) Center name tag on but not over edge of pocket.


6. Officers place shoulder mark insignia as close as possible to shoulder seam. Airmen center 3-inch or 3 1/2-inch sleeve chevron halfway between shoulder seam and elbow bent at 90-degree angle. Senior noncommissioned officers (SNCO) wear shoulder mark insignia or chevrons. Wear the current or new style rank insignia.

Figure 2.6. Men's Mess Dress Uniform.




NOTES:

1. Aeronautical and chaplain badges are mandatory. Others are optional. Center aeronautical, occupational, or miscellaneous badge 1/2 inch above top row of medals or when not authorized medals, midway between shoulder and top button. Wear either highly polished or satin finished badges, cuff links or studs. Wear cuff links and studs as a set. Do not mix highly polished or satin finish.
2. (Mandatory) Center miniature medals between lapel and arm seam and midway between top shoulder seam and top button of jacket.
3. (Optional) Center duty or miscellaneous badge 1/2 inch below bottom row of medals or comparable position when no medals are authorized, and/or on top right side in same relative position as those badges worn on left.
4. (Mandatory) Officers: place shoulder board insignia as close as possible to shoulder seam. Airmen: center 4-inch sleeve chevron (either aluminum color on blue background or new style rank insignia) halfway between shoulder seam and elbow bent at 90-degree angle.

Figure 2.7. Men's New Semi-Formal Dress Uniform.**NOTES:**

1. Place highly polished US insignia halfway up the seam, resting on but not over it. Bottom of insignia is horizontal with the ground.
2. Aeronautical and chaplain badges are mandatory. Others are optional. Center aeronautical, occupational, or miscellaneous badge 1/2 inch above the top row of ribbons. Center additional badge 1/2 inch above first one. Wear highly polished badges only.
3. Center ribbons resting on but not over edge of welt pocket. Wear three or four in a row. Wear all or some.
4. Center duty or miscellaneous badge 1 1/2 inches below top of welt pocket and centered, and/or on right side centered between arm seam and lapel, with bottom edge of badge parallel to top of welt pocket. **EXCEPTION:** Missile and missile maintenance badges are worn 1 1/2 inches below top of welt pocket and centered. Wear highly polished badges only.

5. Center new 4-inch sleeve chevron halfway between shoulder seam and elbow bent at 90-degree angle.

Figure 2.8. Men's Semi-Formal Dress Uniform**NOTES:**

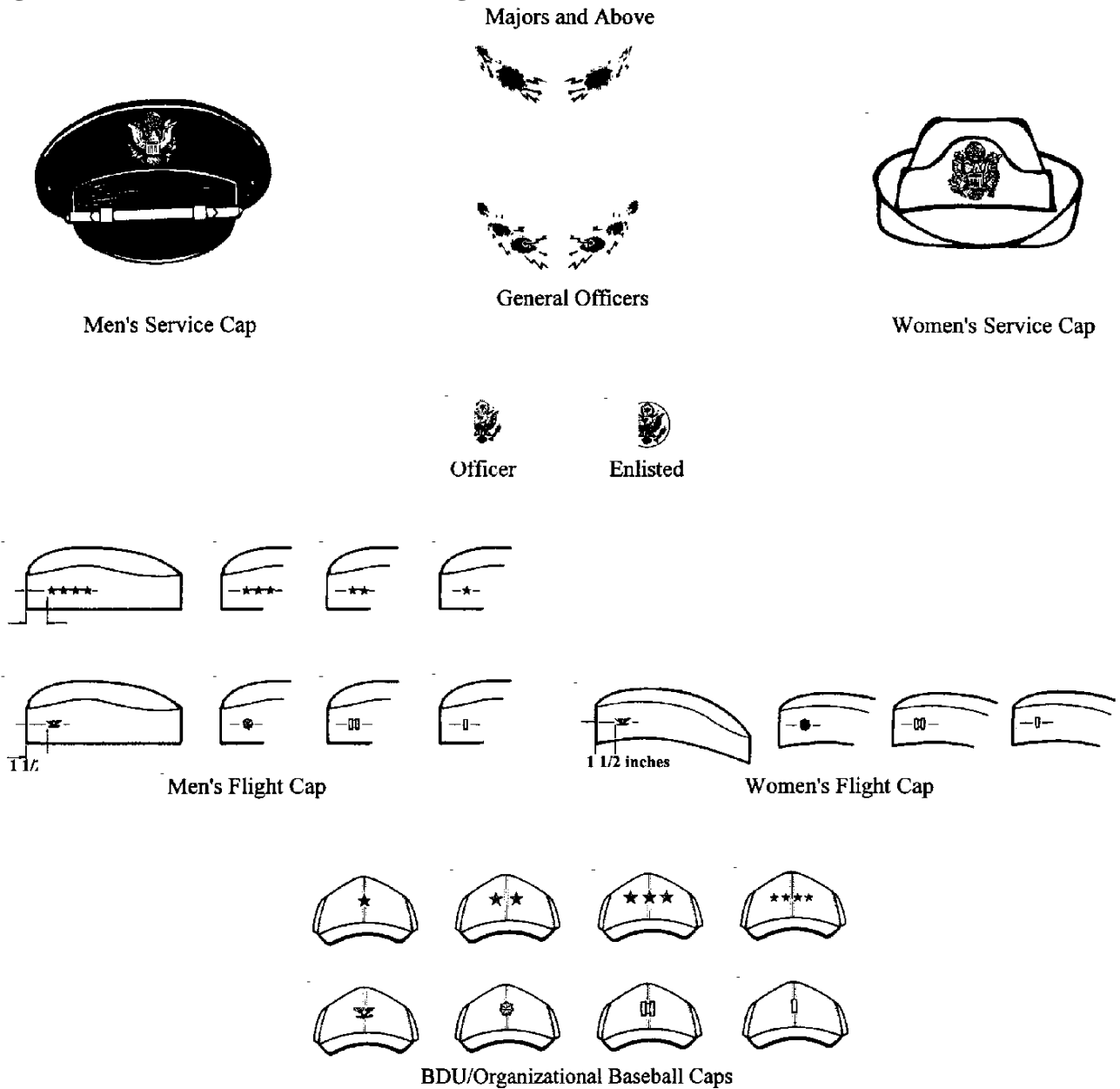
1. Place highly polished US insignia halfway up the seam, resting on but not over it. Bottom of insignia is horizontal with the ground; both officers and enlisted wear US without circle.
2. Aeronautical and chaplain badges are mandatory. Others are optional. Center aeronautical, occupational, or miscellaneous badge 1/2 inch above the top row of ribbons. Center additional badge 1/2-inch above first one. Wear highly polished badges only.
3. Center ribbons resting on but not over edge of pocket. Wear three or four in a row. Wear all or some.
4. Center duty or miscellaneous badge on lower portion of left pocket between left and right edges and bottom of flap and pocket, and/or on right pocket between left and right edges and bottom of flap and pocket. **EXCEPTION:** Missile and missile maintenance badges are worn on left pocket. Wear highly polished badges only.

5. Center 4-inch sleeve chevron halfway between shoulder seam and elbow bent at 90-degree angle. Wear the current or new style rank insignia.
6. *Nametag is not worn.*

Figure 2.9. Men's Hospital White Uniform.**NOTES:**

1. Center name tag on the right side of the shirt with bottom edge parallel to the top of the left breast pocket or in the same relative position if no pocket.
2. (Optional) Center metal certification badge or cloth certification patch 1/2 inch above name tag.
3. Aeronautical badges are mandatory, others are optional. Center the metal Air Force occupational badge 1/2 inch above the left breast pocket or same relative position if no pocket.
4. (Commanders' discretion) Center metal or cloth MAJCOM or subordinate unit emblem 1/2 inch above name tag.

Figure 2.10. Men's and Women's Headgear.



1. General officers wear 3/4- inch or 5/8-inch stars on flight cap. All other officers wear regular size metal grade insignia.
2. Wear the regular size cloth or subdued metal grade insignia on the camouflage pattern BDU cap. MAJCOM commanders may authorize wear of the bright non subdued grade insignia by officers on BDU caps while in garrison. **NOTE:** Chaplains may wear chaplains' insignia centered 1/2 inch above visor of BDU cap.
3. Grade will be centered vertically and horizontally.
4. Officers wear service cap insignia without circle on service cap; enlisted wear service cap insignia with circle.

Figure 2.11. Men's and Women's Battle Dress Uniform (Including Maternity) With and Without Aircrew Style Name Patch.



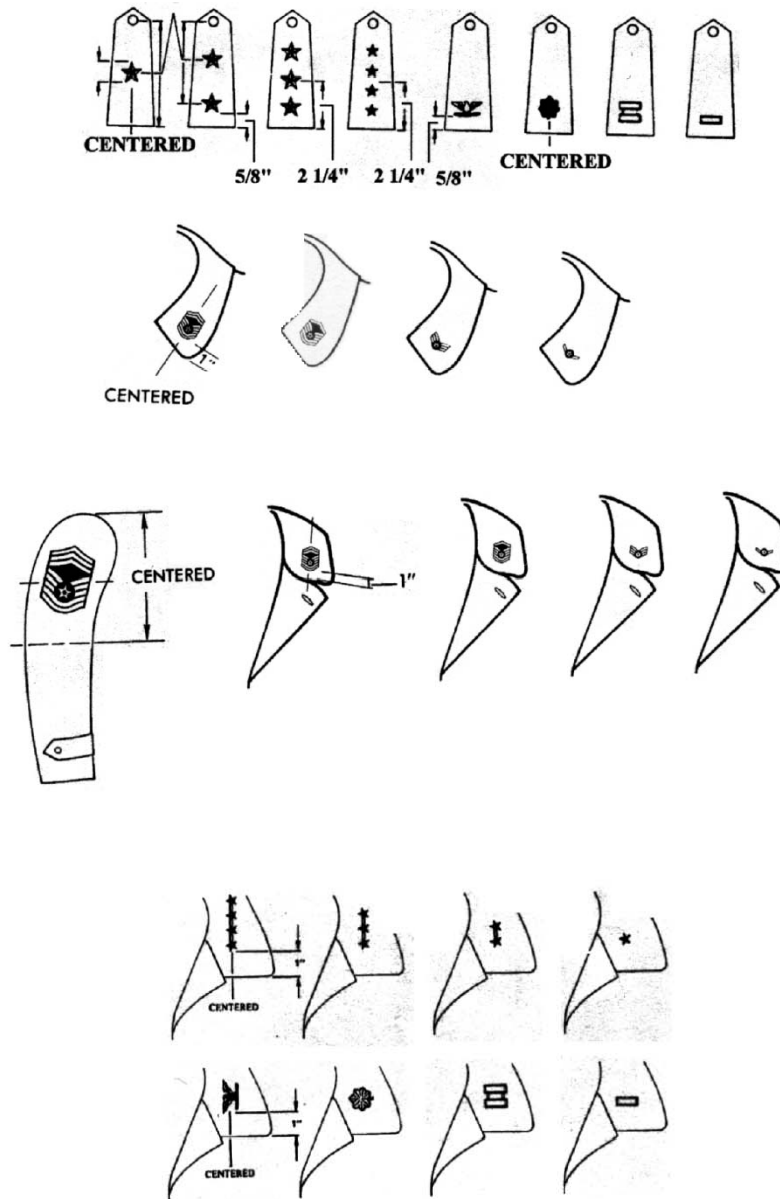
NOTES:

1. Aeronautical and chaplain badges are mandatory. Others are optional. Center subdued embroidered badge (aeronautical, occupational, or miscellaneous) 1/2 inch above US AIR FORCE tape. Center additional badge 1/2 inch above the first badge.
A third badge (miscellaneous) may be worn on lower portion of left pocket between left and right edges and bottom of flap and bottom of pocket. **NOTE:** Missile and missile maintenance badges are worn in this location.
2. Center US AIR FORCE tape immediately above left breast pocket. Center name tape immediately above right breast pocket. Cut off or fold tapes to match pocket width. Maternity: Place in same relative position.
3. (Commanders' discretion) Center emblems (subdued and/or full color) on lower portion of pocket between left and right edges and bottom of flap and pocket. Center emblem over right pocket 1/2 inch above name tape. When wearing a badge on an emblem designated area, do not wear the

emblem. Maternity: Place in same relative position. **NOTE:** Personnel attached to Army units may wear associate unit patch, only while attached to unit.

4. General officers wear 3/4- or 5/8 inch subdued cloth or subdued metal pin-on grade insignia. Officers: center regular size subdued cloth or subdued metal pin-on grade insignia. Airmen: center 3-, 3 1/2-, or 4-inch (women) or 4-inch (men) sleeve chevron halfway between shoulder seam and elbow when bent at 90-degree angle. Wear either the current or new style rank insignia. Refer to **Figure 2.10.** for placement of officer grade insignia. **EXCEPTION:** Lieutenant generals, major generals, and brigadier generals wear 1-inch stars on Field Jacket.
5. NAME/USAF tapes are mandatory on 1 Oct 97. Do not wear the Aircrew Style Name Patch beyond 30 Sep 97. Refer to **Table 2.4.**, line 15 for placement.
Maternity: Place in same relative position. Refer to **Table 2.4.**, line 15 for placement.

Figure 2.12.



NOTES:

1. Full-Length Outergarments and Light Weight Blue Jacket. Officers center regular size metal rank insignia 5/8 inch from end of epaulet or on collar if no epaulet. Generals wear 3/4- or 5/8-inch stars. Lieutenant, major, and brigadier generals wear 1-inch stars. Enlisted personnel wear 3 1/2- or 4-inch (women) and 4-inch (men) sleeve chevron on sleeves or metal rank insignia on collar. Wear metal rank insignia centered 1-inch up from bottom collar, and parallel to outer edge. **NOTE:** Sleeve chevrons are not worn on the raincoat so as not to compromise its water tight integrity.
2. Pullover and Cardigan Sweaters: Officers and senior NCOs wear shoulder mark rank insignia. All other enlisted members wear metal rank insignia. Center horizontally on the epaulet with bottom of insignia 1-inch from shoulder seam.
3. BDU. General officers wear 3/4- or 5/8 inch subdued cloth or subdued metal pin-on grade insignia. Officers center regular size subdued cloth or subdued metal pin-on grade insignia. Airmen wear 3 1/2- or 4-inch (women) or 4-inch (men) sleeve chevron halfway between shoulder seam and elbow when bent at 90-degree angle. **EXCEPTION:** Lieutenant General, Major Generals, and Brigadier Generals wear 1 -inch stars on BDU Field Jacket.

Figure 2.13. Women's New Service Dress Uniform (Retrofit, Officers).



NOTES:

1. Place highly polished US insignia halfway up the seam, resting on but not over it. Bottom of insignia is horizontal with the ground.
2. Aeronautical and chaplain badges are mandatory. Others are optional. Center aeronautical, occupational, or miscellaneous badge 1/2 inch above the top row of ribbons. Center additional badge 1/2 inch above first one. Wear highly polished badges only.
3. Center ribbons resting on but not over edge of welt pocket. Wear three or four in a row. Wear all or some.
4. Center duty or miscellaneous badge 1 1/2 inches below top of welt pocket and centered, and/or on right side centered between arm seam and lapel, with bottom edge of badge parallel to top of welt

pocket. *EXCEPTION:* Missile and missile maintenance badges may be worn 1 1/2 inches below top of welt pocket and centered. Wear highly polished badges only.

5. Center regular size grade insignia 5/8 inch from end of epaulet. Generals wear 3/4- or 5/8-inch stars. Lieutenant generals, major generals, and brigadier generals center 1-inch stars.

Figure 2.14. Women's New Service Dress Uniform (Enlisted).



NOTES:

1. Place highly polished US insignia halfway up the seam, resting on but not over it. Bottom of insignia is horizontal with the ground.
2. Aeronautical badges are mandatory. Others are optional. Center aeronautical, occupational, or miscellaneous badge 1/2 inch above the top row of ribbons. Center additional badge 1/2 inch above first one. Wear highly polished badges only.
3. Center ribbons resting on but not over edge of welt pocket. Wear three or four in a row. Wear all or some.
4. Center duty or miscellaneous badge 1 1/2 inches below top of welt pocket and centered, and/or on right side centered between arm seam and lapel, with bottom edge of badge parallel to top of welt

pocket. *EXCEPTION:* Missile and missile maintenance badges may be worn 1 1/2 inches below top of welt pocket and centered. Wear highly polished badges only.

5. Center new 3 1/2- or 4-inch sleeve chevron halfway between shoulder seam and elbow bent at 90-degree angle.

Figure 2.15. Women's Service Dress Uniform (Officer and Enlisted).



NOTES:

1. Place highly polished US insignia halfway up the seam, resting on but not over it. Bottom of insignia is horizontal with the ground; both officers and enlisted wear US without circle.
2. Aeronautical and chaplain badges are mandatory. Others are optional. Center aeronautical, occupational, or miscellaneous badge 1/2 inch above the top row of ribbons. Center additional badge 1/2 inch above first one.
3. Center ribbons on left side between lapel and arm seam, 1 to 3 inches higher than top button, horizontal with ground.
Bottom of ribbons will be even with the bottom of name tag. Wear all or some.
4. Center name tag on right side between lapel and arm seam, 1 to 3 inches higher than top button.
5. Center duty or miscellaneous badge 1/2 inch above name tag.
6. Officers: Center regular size grade insignia 5/8 inch from end of epaulet. Generals wear 3/4- or 5/8-inch stars. Lieutenant generals, major generals, and brigadier generals center 1-inch stars. Air-

men: Center 3-, 3 1/2-, or 4-inch sleeve chevron halfway between shoulder seam and elbow when bent at 90-degree angle. Wear current or new style rank insignia.

Figure 2.16. Maternity Service Dress Uniform (Jumper).



NOTES:

1. Aeronautical and chaplain badges are mandatory. Others are optional. Center aeronautical, occupational, or miscellaneous badge 1/2 inch above the ribbons. Center additional badge 1/2 inch above first one. Wear highly polished badges only.
2. Pointed Collar: Center on left side even with to 1 1/2 inches higher or lower than, the first exposed button. Rounded Collar: Center ribbons on left side 1 1/2 to 2 1/2 inches below bottom of the tab, parallel with ground. Wear all or some.
3. Center duty or miscellaneous badge on right side with bottom edge of badge parallel to bottom edge of ribbons. Wear highly polished badges only.
4. Officers: place shoulder mark insignia as close as possible to shoulder seam; button epaulets of blouse over jumper. Airmen: center 3- or 3 1/2-inch sleeve chevron halfway between shoulder seam and elbow bent at 90-degree angle. Senior NCOs wear chevrons only. Wear the current or new style rank insignia.
5. *Name tag is not worn.*

Figure 2.17. Women's Short-Sleeved Blouse.**NOTES:**

1. Aeronautical and chaplain badges are mandatory. Others are optional. Center aeronautical, occupational, or miscellaneous badge 1/2 inch above the ribbons. When not wearing ribbons, center badge parallel to the name tag. Center additional badge 1/2 inch above first one. Wear satin finish or highly polished badges.
2. Center ribbons on left side parallel with ground. Align bottom of the ribbons with the bottom of the name tag. Wear all, some, or none.
3. (Mandatory for major generals and below) Pointed Collar: center name tag on right side, even with to 1 1/2 inches higher or lower than the first exposed button. Rounded Collar: center name tag on right side 1 1/2 to 2 1/2 inches below bottom of the tab, parallel with ground.
4. Center duty or miscellaneous badge 1/2 inch above name tag. Wear satin finish or highly polished badges.
5. Officers: Place shoulder mark insignia as close as possible to shoulder seam. Generals wear 3/4- or 5/8-inch stars. Lieutenant generals, major generals, and brigadier generals center 1-inch stars.

Airmen: Center 3-inch or 3 1/2-inch sleeve chevron halfway between shoulder seam and bottom edge of sleeve. Senior NCOs wear shoulder mark insignia or chevrons. Wear the current or new style rank insignia.

Figure 2.18. Women's Long-Sleeved Blouse.**NOTES:**

1. Aeronautical and chaplain badges are mandatory. Others are optional. Center aeronautical, occupational, or miscellaneous badge 1/2 inch above the ribbons. When not wearing ribbons, center badge parallel to the name tag. Center additional badge 1/2 inch above first one. Wear satin finish or highly polished badges.
2. Center ribbons on left side parallel with ground. Align bottom of the ribbons with the bottom of the name tag. Wear all, some, or none.
3. (Mandatory for major generals and below.) Pointed Collar: Center name tag on right side, even with to 1 1/2 inches higher or lower than the first exposed button. Rounded Collar: Center name tag on right side 1 1/2 to 2 1/2 inches below bottom of the tab, parallel with ground.
4. Center duty or miscellaneous badge 1/2 inch above name tag. Wear satin finish or highly polished badges.
5. Officers: Place shoulder mark insignia as close as possible to shoulder seam. Generals wear 3/4- or 5/8-inch stars. Lieutenant generals, major generals, and brigadier generals center 1-inch stars.

Airmen: Center 3- or 3 1/2-inch sleeve chevron halfway between shoulder seam and elbow when bent at 90-degree angle. Senior NCOs wear shoulder mark insignia or chevrons. Wear the current or new style rank insignia.

Figure 2.19. Maternity Uniforms.**NOTES:**

1. Aeronautical and chaplain badges are mandatory. Others are optional. Center aeronautical, occupational, or miscellaneous badge 1/2 inch above the ribbons. When not wearing ribbons, center parallel to the name tag. Center additional badge 1/2 inch above first one. Wear satin finish or highly polished badges.
2. Center ribbons on left side, horizontal with ground. Bottom of the ribbons is even with bottom of name tag. Wear all, some, or none.
3. Pointed Collar: Center name tag on right side even with to 1 1/2 inches higher or lower than, the first exposed button. Rounded Collar: Center name tag on right side 1 1/2 to 2 1/2 inches below bottom of the tab, parallel with ground.
4. Center duty or miscellaneous badge 1/2 inch above name tag.
5. Officers: Place shoulder mark insignia as close as possible to shoulder seam; button epaulets of blouse over jumper. Airmen: Short-sleeved: Center 3- or 3 1/2-inch sleeve chevron halfway between shoulder seam and bottom of sleeve. Long-sleeved: Center 3- or 3 1/2-inch sleeve chev-

ron halfway between sleeve and elbow bent at 90-degree angle. Senior NCOs wear shoulder mark insignia or chevrons. Button epaulets of blouse over jumper only when wearing shoulder marks. Wear the current or new style rank insignia.

Figure 2.20. Women's Short-Sleeved Maternity Blouse.**NOTES:**

1. Aeronautical and chaplain badges are mandatory. Others are optional. Center aeronautical, occupational, or miscellaneous badge 1/2 inch above the ribbons. When not wearing ribbons, center parallel to the name tag. Center additional badge 1/2 inch above first one. Wear satin finish or highly polished badges.
2. Center name tag on left side, horizontal with ground. Bottom of the ribbons is even with bottom of name tag. Wear all, some, or none.
3. Pointed Collar: Center name tag on right side even with to 1 1/2 inches higher or lower than, the first exposed button. Rounded Collar: Center name tag on right side 1 1/2 to 2 1/2 inches below bottom of the tab, parallel with ground.
4. Center duty or miscellaneous badge 1/2 inch above name tag. Wear satin finish or highly polished badges.

5. Officers: Place shoulder mark insignia as close as possible to shoulder seam. Airmen: Center 3- or 3 1/2-inch sleeve chevron halfway between shoulder seam and bottom of sleeve. Senior NCOs wear shoulder mark insignia or chevrons. Wear the current or new style rank insignia.

Figure 2.21. Women's Long-Sleeved Maternity Blouse.**NOTES:**

1. Aeronautical and chaplain badges are mandatory. Others are optional. Center aeronautical, occupational, or miscellaneous badge 1/2 inch above the ribbons. When not wearing ribbons, center parallel to the name tag. Center additional badge 1/2 inch above first one. Wear satin finish or highly polished badges.
2. Center name tag on left side, horizontal with ground. Bottom of the ribbons is even with bottom of name tag. Wear all, some, or none.
3. Pointed Collar: Center name tag on right side even with to 1 1/2 inches higher or lower than, the first exposed button. Rounded Collar: Center name tag on right side 1 1/2 to 2 1/2 inches below bottom of the tab, parallel with ground.
4. Center duty or miscellaneous badge 1/2 inch above name tag. Wear satin finish or highly polished badges.

5. Officers: Place shoulder mark insignia as close as possible to shoulder seam. Airmen: Center 3- or 3 1/2-inch sleeve chevron halfway between sleeve and elbow bent at 90-degree angle. Senior NCOs wear shoulder mark insignia or chevrons. Wear the current or new style rank insignia.

Figure 2.22. Women's Mess Dress Uniform.**NOTE**

1 and 2. Aeronautical and chaplain badges are mandatory. Others are optional. Center aeronautical, occupational, or miscellaneous badge 1/2 inch above top row of medals or when not authorized medals, midway between shoulder and top button. Wear second badge above first badge when authorized. Wear satin finish or highly polished badges. Do not mix highly polished or satin finish.

3. Center miniature medals between lapel and arm seam and midway between top of shoulder seam and top button of jacket.

4. Officers: place shoulder board insignia as close as possible to shoulder seam. Airmen: center 3-, 3 1/2-, or 4-inch sleeve chevron (either aluminum color on blue background or new style rank insignia) halfway between shoulder seam and elbow bent at 90-degree angle.

5. Center duty or miscellaneous badge on top right side in same relative position as those badges worn on left.

Figure 2.23. Maternity Mess Dress Uniform.



NOTES:

1. Aeronautical and chaplain badges are mandatory. Others are optional. Center aeronautical, occupational, or miscellaneous badge 1/2 inch above medals. Center additional badge 1/2 inch above first one. Wear highly polished badges only.
2. Center miniature medals on left side, horizontal with ground. Rounded Collar: Center on left side 1 1/2 to 2 1/2 inches below bottom of the tab, parallel with ground. Pointed Collar: Center on left side even with to 1 1/2 inches higher or lower than, the first exposed button.
3. Center duty or miscellaneous badge on right side with bottom edge of badge parallel to top of medals or comparable position when not authorized medals. Wear highly polished badges only.
4. Officers: Place shoulder mark insignia as close as possible to shoulder seam; button epaulets of blouse over jumper. Airmen: Center 3- or 3 1/2-inch sleeve chevron halfway between shoulder seam and elbow bent at 90-degree angle. Senior NCOs wear sleeve chevrons only. Wear the current or new style rank insignia.

Figure 2.24. Women's New Semi-Formal Dress Uniform.**NOTES:**


1. Place US insignia halfway up the seam, resting on but not over it. Bottom of insignia is horizontal with the ground.
2. Center ribbons resting on but not over edge of welt pocket and between left and right edges. Wear three or four in a row. Wear all or some.
3. Aeronautical and chaplain badges are mandatory. Others are optional. Center aeronautical, occupational, or miscellaneous badge 1/2 inch above top row of ribbons. Center additional badge 1/2 inch above first one. Wear highly polished badges only.
4. Center duty or miscellaneous badge 1 1/2 inches below top of welt pocket and/or on right side centered between arm seam and lapel, with bottom edge of badge parallel with top of welt pocket. **EXCEPTION:** Missile and missile maintenance badges may be worn in this location. Wear highly polished badges only.
5. Center new 3 1/2- or 4-inch sleeve chevron halfway between shoulder seam and elbow bent at 90-degree angle.

Figure 2.25. Women's Semi-Formal Dress Uniform.



NOTES:

1. Place highly polished US insignia halfway up the seam, resting on but not over it. Bottom of insignia is horizontal with ground; both officers and enlisted wear US without circle.
2. Aeronautical and chaplain badges are mandatory. Others are optional. Center aeronautical, occupational, or miscellaneous badge 1/2 inch above top row of ribbons. Center additional badge 1/2 inch above first one. Wear highly polished badges only.
3. Center ribbons on left side, 1 to 3 inches higher than top button, horizontal with ground. Wear all or some.
4. Center duty or miscellaneous badge on right side with bottom edge of badge parallel to bottom edge of ribbons.
5. Center 3-, 3 1/2-, or 4-inch sleeve chevron halfway between shoulder seam and elbow bent at 90-degree angle. Wear the current or new style rank insignia.
6. *Nametag is not worn.*

Figure 2.26. Women's Semi-Formal Dress (Maternity).**NOTES:**

1. Aeronautical and chaplain badges are mandatory. Others are optional. Center aeronautical, occupational, or miscellaneous badge 1/2 inch above the ribbons. When not wearing ribbons, center parallel to the name tag. Center additional badge 1/2 inch above first one. Wear highly polished badges only.
2. Rounded Collar: Center ribbons on left side 1 1/2 to 2 1/2 inches below bottom of the tab, parallel with ground. Pointed Collar: Center on left side even with to 1 1/2 inches higher or lower than the first exposed button. Wear all or some.
3. Center duty or miscellaneous badge on right side with bottom edge of badge parallel to bottom edge of ribbons.
4. Center 3- or 3 1/2-inch sleeve chevron halfway between sleeve and elbow bent at 90-degree angle. Senior NCOs wear chevrons only. Wear the current or new style rank insignia.
5. *Nametag is not worn.*

Figure 2.27. Women's Hospital White Uniform.



NOTES:

1. Center name tag over the right breast pocket or same relative position if no pocket.
2. (Optional) Center metal certification badge or cloth certification badge 1/2 inch above name tag.
3. Aeronautical badges are mandatory; others are optional. Center the metal occupational badge 1/2 inch above the left breast pocket or same relative position if there is no pocket.
4. (Commanders' discretion) Center metal or cloth MAJCOM or subordinate unit emblem 1/2 inch above name tag.

Table 2.1. Men's Service And Dress Uniforms.

	A	B	C	D	E	F	G	H	I
LINE	Items	New Service Dress Uniform	Service Dress Uniform	Long Sleeved Shirt	Short Sleeved Dress	Mess Dress	Formal Dress	Semi-Formal	Wear Instructions/Materials
	1	Coat	X						X
	Coat (Retrofit)	X							HPolyester and wool blend, serge weave; semi-drape, single-breasted with three buttons, one welt pocket on upper left side, and two lower pocket flaps. Do not wear name tag. With arms hanging naturally, sleeves will end approximately 1/4 inch from the heel of the thumb. Ensure the bottom edge of coat extends 3 to 3 1/2 inches below the top of the thigh; sleeves and lapel will be roll-pressed. Colonels and below wear regular size metal grade insignia on epaulets and 1/2 inch blue sleeve braid 3 inches from end of sleeve. Generals wear 3/4- or 5/8- inch stars; Lieutenant generals, major generals, and brigadier generals wear 1-inch stars and 1 1/2-inch blue sleeve braid 3 inches from end of sleeve. Coat and trouser will match in shade and material.
	Coat		X					X	Semi-drape, single-breasted with four buttons, pleated breast pockets, and inside hanging lower pockets; pockets have flaps with buttons centered on bottom edge of flap. The bottom of coat extends to length of fingertip with hands slightly cupped; will not be form fitting; suppressed at waist with ease in shoulders, chest, and underarms. Officers wear 1/2-inch blue sleeve braid 3 inches from end of sleeve. Officers wear standard metal grade insignia. Enlisted personnel wear 4-inch chevrons. Available in 100% polyester or polyester wool tropical. Coat and trousers will match in shade and material.

	A	B	C	D	E	F	G	H	I
LINE	Items	New Service Dress Uniform	Service Dress Uniform	Long Sleeved Shirt	Short Sleeved Dress	Mess Dress	Formal Dress	Semi-Formal	Wear Instructions/Materials
			Coat (Cont.)					X	
							X		Authorized for Officers only; worn for official formal evening functions and state occasions (white tie affairs); tuxedo is civilian equivalent. Same as mess dress. EXCEPTION: Chain fasteners are not worn on jacket.
								X	Authorized for Airmen only; same as new service dress and service dress.
2	Shirt (Long-Sleeved)	X	X	X					Blue. Worn with tie. Collar of shirt shows 1/4 or 1/2 inch above coat collar; with arms hanging naturally, sleeves extend to heel of thumb. It has two pleated pockets and convertible cuffs; tapered fit is optional; military creases are prohibited.
	(Long-Sleeved)					X			White. Conventional soft dress-type with turn-down collar and French cuffs with pleated or plain front.
								X	White. Commercial design full dress with wing collar.
		X	X						X
	(Short-Sleeved)	X	X		X			X	Tie is optional unless worn with service dress uniform or new semi-formal. Collar of shirt shows 1/4 or 1/2 inch above coat collar; with arms bent at a 90-degree angle, sleeve should barely touch or come within 1 inch of the forearm; will have tapered fit; military creases are prohibited.

	A	B	C	D	E	F	G	H	I
LINE	Items	New Service Dress Uniform	Service Dress Uniform	Long Sleeved Shirt	Short Sleeved Dress	Mess Dress	Formal Dress	Semi-Formal	Wear Instructions/Materials
3	Trousers	X	X	X	X			X	Trim-fitted with no bunching at waist or bagging at seat; knee and bottom leg widths not altered beyond current specifications for the waist size; front of trouser legs rests on the front of shoe or boot with a slight break in the crease; back of trouser legs will be approximately 7/8 inch longer than the front. Full cut, straight hanging and without cuffs; available in 100% polyester, polyester wool tropical, and polyester or wool blend, serge weave.
						X	X		Without cuffs, high rise with side pockets, 7/8-inch blue striping, no pleats.
4	Belt	X	X	X	X			X	Silver tip end of the belt extends beyond the buckle facing the wearer's left; no blue fabric shows. Woven cotton web or elastic, solid or woven, belt with matching silver-color metal tip and buckle (oxidized silver or chrome-like finish); General officers may wear the "wing and star" design, shiny finish emblem and belt buckle.
5	Tie	X	X	X	X			X	Polyester herringbone twill. Wear with service dress coat or trousers. Wear with semi-formal only when wearing new service dress uniform.
			X	X	X				Without design or sheen, 2 to 3 inches wide; may be tapered at the center with a pointed end or untapered with a square end. Polyester or wool, synthetic, or blends; woven and pretied ties are optional.
	Bow Tie					X		X	Blue satin, 5 to 5 1/2 inches long and 2 1/2 inches wide with square ends without design.
								X	White, with square ends.
							X	Black, no wider than 2 1/2 inches with square ends, silk, or synthetic without design.	
6	Footwear (Low Quarters)	X	X	X	X	X	X	X	Black oxford; lace-up style with a plain rounded toe or a plain rounded capped toe; without perforation or design; sole will not exceed 1/2 inch in thickness and the heel will not exceed 1 inch in height (measured from the inside front of the heel); may have low wedge heel; smooth or scotch-grained leather or manmade material; high gloss or patent finish.
	(Combat Boots)	X	X	X	X				Black, with or without safety toe; must have a plain rounded toe or rounded capped toe with or without perforated seam; zipper or elastic inserts are optional; no designs. (Trousers are tucked into combat boots when required.)
	(Dress Boots)	X	X	X	X				Black with rounded plain or rounded capped toe; zipper or elastic inserts optional; no design; sole will not exceed 1/2 inch in thickness and shoe heels will not exceed 1 inch in height (measured from the inside front of the heel).

	A	B	C	D	E	F	G	H	I
L I N E	Items	New Service Dress Uniform	Service Dress Uniform	Long Sleeved Shirt	Short Sleeved Dress	Mess Dress	Formal Dress	Semi-Formal	Wear Instructions/Materials
7	Socks (Black)	X	X	X	X	X	X	X	Plain without design. EXCEPTION: Plain white socks are authorized with boots.
8	Outer Gar-ments	X	X	X	X	X	X	X	Wear outdoors and remove in an office environment; use good judgment in choosing appropriate garments for wear based on weather conditions and duties. Wear with civilian clothes if grade is removed.
	(Pullover Sweater)			X	X				HAll wool, V-neck, long-sleeved, with cuffed sleeves. Indoor or outdoor garment; tie is optional; wear collar of shirt inside or outside sweater; not exposed when wearing another outergarment. NOTE: Local commanders retain the option to require the wear of a tie or tab with all uniform combinations based on specific circumstances.
	(Light-weight Blue Jacket)			X	X				Zip up at least halfway; not authorized for wear when service dress uniform is designated or more appropriate. Wear over pullover sweater is authorized; however, sweater is not exposed; partially lined, water repellent, waist length, zipper front, with two slant pockets and knitted cuffs and waistband; worn with or without insulated liner.
	(Single-Breasted All-Weather Coat)	X	X	X	X	X	X	X	Coat will fit over service coat loose enough to accommodate shoulders of service coat without binding at armholes when arms are moved. Sleeves will extend 1/2 inch beyond service coat sleeves; length of coat will fall between knee length to 6 inches below back crease of knee; top button may be left unbuttoned. Fly front, with a zip-out liner, split raglan sleeves, stand-up collar, slash-through pockets, center vent and epaulets.
	(Double-Breasted All-Weather Coat)	X	X	X	X	X	X	X	Same as single-breasted. Stand-up collar, six button front, shoulder epaulets with buttons, sleeve straps with buckles, split raglan and set in the back.
	(Rain-coat)	X	X	X	X	X	X	X	Sleeves extend 1/2 inch beyond service coat sleeves; loose fitting with bottom of coat extending to between bottom of knee cap and mid calf; neck button may be left unbuttoned. Single-breasted with fly front; waterproof polyvinyl butyl nylon.
	(Overcoat)	X	X	X	X	X	X	X	Same as all-weather coat; water resistant, double-breasted with belt and buckle, button throat closure, shoulder straps, sleeve straps, center back vent, facing tabs, and zip-out liner.
9	Scarf (White or Gray)								Tucked in with authorized outergarments, except pullover sweater; will not exceed 10 inches in width; all wool or cotton simplex, with or without napped surface.

	A	B	C	D	E	F	G	H	I
L I N E	Items	New Service Dress Uniform	Service Dress Uniform	Long Sleeved Shirt	Short Sleeved Dress	Mess Dress	Formal Dress	Semi-Formal	Wear Instructions/Materials
		10	Gloves or Mittens (Black or Gray)	X	X			X	
11	Head-gear (Service Cap)	X	X	X	X				Squarely on the head with no hair protruding in front of the cap; large size hat insignia (officer or airman, as appropriate) is centered on the front of the cap. Visor-type service cap is banded with dark blue 1 3/4-inch braid; has front black chin strap; an optional version with braid of an open mesh construction, and an optional black leather back strap. (Mandatory for majors and above 1 October 1997, optional for all others.)
	(Flight Cap) (Mandatory)	X	X	X	X				HSlightly to the wearer's right with vertical crease of the cap in line with the center of the forehead, in a straight line with the nose; the cap extends approximately 1 inch from the eyebrows in the front; if not worn, tuck under the belt on either side, between first and second belt loops; cap will not fold over belt. Cap has dark-blue colored edge braid for airmen, silver-colored edge braid for general officers, and silver and blue in a diamond pattern edge braid for all other officers; all shades and material of hat is authorized with any uniform combination.
	(Blue Winter Cap)	X	X			X	X	X	Only with full length outer garments. Commercial design with ear and neck flaps, ribbon tie or strap with covered metal snap fastener; rank insignia is not worn; wool and polyester serge mouton, snap fastener cover.
12	Ear-muffs	X	X			X	X	X	Solid dark blue, black, or gray (commercial design of any material). Wear only with authorized outer garments and service dress uniforms.
13	Cuff Links	X	X	X		X		X	"Wing and Star" design, oval cuff links bearing the Air Force coat of arms (satin finish or highly polished, only highly polished with service dress uniform) or plain, silver, satin finish or highly polished cuff links.
									Pearl.
14	Cummerbund					X			Blue satin. Worn with open edge of pleats facing upward (pleated without design).
15	Studs					X			Plain, silver, satin finish, or highly polished to match cuff links.
							X		Pearl.
16	Suspenders					X			Solid white, blue, or black; will not be visible.

	A	B	C	D	E	F	G	H	I	
L I N E	Items	New Service Dress Uniform	Service Dress Uniform	Long Sleeved Shirt	Short Sleeved Dress	Mess Dress	Formal Dress	Semi-Formal	Wear Instructions/Materials	
	17	Vest					X		White, single-breasted, low-cut, rolled collar vest with pointed collar. Wear instead of a cummerbund.	
	18	Undergarments (mandatory)	X	X	X	X	X	X	X	Wear undershorts and undershirt (V-neck, U-neck, or athletic style) with all service and dress uniforms; the white crew-neck style undershirt is authorized when wearing closed collar service and dress uniforms.
	19	Accouterments	X	X	X	X	X	X	X	Figure of each uniform shows proper placement of accouterments and gives a description of each. The finish of all accouterments must match.

Table 2.2. Men's Battle Dress And Standardized Functional Uniforms.

L I N E	A	B	C	D	E
	Items	Battle Dress Uniform (BDU)	Food Service Uniform	Hospital Service Uniform	Wear Instructions/Materials
1	Shirt (Long-Sleeved)	X			Long-sleeved camouflage pattern may be rolled up; if rolled up, sleeve material must match shirt and will touch or come within 1 inch of forearms when arm is bent at 90-degree angle. Ensure chevron is fully visible; may be removed in the immediate work area. When removed, T-shirt (other than the athletic or sleeveless style) will be worn; cotton and nylon twill or cotton twill; single-breasted with four bellow pockets with flaps; straight-cut bottom sleeve tabs, and side body panels with or without take-up tabs. Military creases are prohibited.
	(Short-Sleeved)		X		Tuck into trousers as authorized in TA 016.
	(Quarter-length Sleeves)			X	HOpen collar shirt may be worn tucked into trousers or outside of trousers. Must be worn tucked into trousers when wearing the white cardigan sweater, or lightweight blue jacket, or A-2 leather flying jacket, as authorized.
2	Trousers	X			Cotton and nylon twill or Rip stop cotton with button front closure, strap ankle adjustment, and six pockets. Blouse trousers over combat boots. Material of shirt and trousers must match.
			X		Without cuffs, bottom of trouser legs barely rests on the front of the shoes without a break in the crease, as authorized in TA 016.
				X	Without cuffs, bottom of trouser leg barely rests on the front of the shoes, as authorized in TA 016.
3	Belt and Buckle	X			Black tip of belt may extend up to 2 inches beyond the buckle facing the wearer's left; blue woven cotton web or elastic belt with black metal tip and matching buckle.
			X	X	Silver tip of belt extends beyond the buckle facing the wearer's left; blue woven cotton web or elastic belt with silver metal tip and matching buckle.
				X	White belt with white shoes; blue belt with black shoes.

L I N E	A	B	C	D	E
	Items	Battle Dress Uniform (BDU)	Food Service Uniform	Hospital Service Uniform	Wear Instructions/Materials
4	Footwear (Combat Boots)	X	X	X	Black, with or without safety toe, plain rounded toe or rounded capped toe with or without perforated seam. Zipper or elastic inserts optional, smooth or scotch-grained leather or man-made material, and may have a high gloss or patent finish.
	(Hot-weather, Tropical)	X	X	X	Green, or black cloth, or canvass and black leather with plain toe with zipper or elastic inserts. Black only with service white uniforms.
	(Low Quarters)		X	X	Black, oxford dress with plain toe or a plain rounded capped toe; will not exceed ankle bone height and will be lace-up style; may have low wedge heels; sole of shoe will not exceed 1/2 inch in thickness and heel will not exceed 1 inch in height (measured from the inside front of the heel).
	(White Shoes)			X	Oxford style, leather, low quarter with lace up; may wear nursing-style shoes; no mesh or canvas types; plain white with no design. Wedge heel shoes with heels no higher than 1 1/4 inches with maximum 1/2-inch sole authorized. Nurses and Biomedical Service Corps officers wear white shoes; optional for enlisted personnel.
	(Dress Boots)		X	X	Black with rounded plain or rounded capped toe; zipper or elastic inserts optional but no straps, buckles, or design; sole will not exceed 1/2 inch in thickness and shoe heels will not exceed 1 inch in height (measured from the inside front of the heel).
5	Socks (Plain Black or White)	X	X		White socks may be worn with boots. During exercises and contingencies, wear black socks, or black socks over the white socks to preclude white socks from showing (excluding food service).
				X	Plain white with white shoes; plain black with black shoes.

L I N E	A	B	C	D	E
	Items	Battle Dress Uniform (BDU)	Food Service Uniform	Hospital Service Uniform	Wear Instructions/Materials
6	Headgear (BDU Cap)	X	X	X	Squarely on the head with no hair protruding in front of the cap; when not being worn, is stowed in either of the lower cargo pockets on the trousers. BDU caps required for all deployments, field training, and mobility exercises.
	(BDU Baseball Cap)	X	X	X	Same as BDU cap with the addition that when not wearing may attach to either lower pants pocket button on the BDU trouser legs.
	(Organizational Baseball Cap)	X	X	X	Installation commanders prescribe the color, and unit designation, and cloth or silk screen organization emblem, or cloth or silk screen badge. Center emblem or badge above visor. Caps may contain both organizational lettering, numbering, and badge or emblem. Modest stripes of contrasting colors to delineate organizational lettering and numbering on the front crown are permissible. Hats may contain white and no more than two other colors (excluding patch). No other features such as stars, designs, individual's name, and so forth, are authorized. Officer grade insignia is not required if other grade insignia is visible. When worn, officers will wear regular size metal grade insignia centered above visor. Airmen do not wear grade insignia. The organizational commander must request the installation commander's approval to wear an authorized cloth or silk screen badge or cloth or silk screen emblem. When not wearing attach to either lower cargo pocket on the BDU trousers. NOTE: The installation commander prescribes wear of the organizational baseball cap during exercises and contingencies.
					Wear with the basic uniform when installation commander authorizes; not worn with all-weather coat, overcoat, raincoat, or lightweight jacket.
	(Flight Cap)		X	X	HSlightly to the wearer's right with vertical crease of the cap in line with the center of the forehead, in a straight line with the nose. The cap extends approximately 1 inch from the eyebrows in the front; if not worn, tuck under the belt on either side, between first and second belt loops. Cap will not fold over belt. Cap has dark-blue colored edge braid for airmen, silver-colored edge braid for general officers, and silver and blue in a diamond pattern edge braid for all other officers.

L I N E	A	B	C	D	E
	Items	Battle Dress Uniform (BDU)	Food Service Uniform	Hospital Service Uniform	Wear Instructions/Materials
7	Outergarments	X	X	X	Outdoors and removed in an office environment. Use good judgment in choosing appropriate garments for wear based on weather conditions and duties; wear with civilian clothes if grade is removed.
	(Field Jacket [Olive Green (OG) 507])	X	X	X	Configure accouterments on jacket the same as the BDUs except officers wear subdued cloth grade insignia on the epaulets of the field jacket. If the field jacket does not have epaulets, wear grade insignia on the collar.
	(Camouflage Pattern)	X	X	X	Same as OG 507 field jacket; officers may wear subdued metal grade insignia.
	(Single-Breasted All-Weather Coat)	X	X	X	Coat will fit loosely enough to accommodate shoulders of BDU, food service uniform will fit without binding at armholes when arms are moved; sleeves will extend 1/2 inch beyond service coat sleeves; length of coat will fall between knee length to 6 inches below back crease of knee; top button may be left unbuttoned. Fly front, with zip-out liner, split raglan sleeves, stand-up collar, slash-through pockets, center vent and epaulets.
	(Double-Breasted All-Weather Coat)	X	X	X	Same as single-breasted. Stand-up collar, six button front, shoulder epaulets with buttons, sleeve straps with buckles, split raglan and set in the back.
	(Raincoat)	X	X	X	Loose fitting with bottom of coat extending to between bottom of knee cap and mid calf; neck button may be left unbuttoned. Single-breasted with fly front; waterproof polyvinyl butyl nylon.
	(Lightweight Blue Jacket)		X	X	Zip up at least halfway; partially lined, water repellent, waist length, zipper front, with two slant pockets and knitted cuffs and waistband; worn with or without insulated liner.
	(Cardigan Sweater)		X	X	White. Authorized by TA 016 worn indoors, outdoors, or under an outergarment; when worn as an outergarment, button the sweater and expose rank insignia; when worn under an outergarment, sweater will not be visible; for food service, do not wear while preparing or serving food.
	(Dental Smock)			X	HI in patient treatment areas only. Dental officers wear the standard blue plastic name tag identifying them as a doctor. Enlisted personnel wear the standard blue name tag and metal grade insignia. Wear the name tag parallel with the ground and center over the right breast pocket. Center the enlisted metal grade insignia 1/2 inch above the name tag. Wear with white trousers, blue trousers, BDU or surgical scrub trousers.

L I N E	A	B	C	D	E
	Items	Battle Dress Uniform (BDU)	Food Service Uniform	Hospital Service Uniform	Wear Instructions/Materials
8	Scarf (gray)	X	X	X	Only with outer garments except sweater. Tuck in; will not exceed 10 inches in width; all wool or cotton simplex, with or without napped surface.
9	Gloves or Mittens (black or gray)	X	X	X	With outer garments only. <i>EXCEPTION:</i> May wear with BDU without outer garments; leather, knitted, tricot and suede, or a combination of leather, knitted, tricot, and suede.
10	Earmuffs	X	X	X	With outer garments only. Solid dark blue, black, or gray; commercial design of any material.
11		X	X	X	Mandatory.
	Undergarments (Undershirt)	X	X	X	HBrown. Either V-neck, U-neck, crew-neck, or athletic style without pockets. <i>EXCEPTION:</i> MAJCOM commanders approve black, crew-neck undershirts, long-sleeved black or brown turtlenecks, dickies, or thermal undershirt without pockets. Members may wear white thermal undershirts even if exposed at neck. Installation commanders may prescribe color, unit designation, and cloth or silk screen emblem to be worn on left side of chest not to exceed 5 inches in diameter; only white with food service and hospital whites.

LINE	A	B	C	D	E
	Items	Battle Dress Uniform (BDU)	Food Service Uniform	Hospital Service Uniform	Wear Instructions/Materials
12	Accouterments	X			<p>Center the Aircrew Style Name Patch (ASNP) 1/2 inch above the left breast pocket; the ASNP will be black leather with silver embossed letters. Letters will be 3/16-inch high, block style, and name patch will be 2 x 4 inches with stitching 1/8 inch from the border. NOTE: Members wearing the ASNP flush with pocket edge are not required to reposition the patch. The name patch will contain two lines centered, with the first line containing first name (full, abbreviated, or initial), middle initial, and last name. The second line will contain rank and USAF (EXAMPLES: AB, TSGT, 2LT, CAPT, LT COL) (Personnel assigned as Air Force Office of Special Investigation (AFOSI) special agents will wear SPECIAL AGENT instead of rank). EXCEPTION: First sergeants may wear a third line which reads FIRST SERGEANT (until 1 October 1997).</p> <p>Only one badge. Security police personnel (group level and below) wear the security police shield. Fire protection personnel wear the fire protection shield. Staff members wear the occupational badge. If horizontal, emboss and center above the name line. If vertical, emboss on the right of the patch. Chaplains may emboss the word CHAPLAIN and center above the first line when inappropriate to wear chaplain insignia.</p>
	(Patches)	X			None authorized when wearing the ASNP.
				X	See Table 5.2 .
		X			HMAJCOM commanders determine method of attachment (velcro or sew on).
(Badges)	X	X	X	See Figure 2.10 , Figure 2.11 , and Figure 2.12 .	
13	Other	X			MAJCOM or installation commanders prescribe other functional clothing usually worn with BDUs and list them in a supplement.
			X	X	MAJCOM or installation commanders prescribe other functional clothing usually worn with service whites, authorized by TA 016, and list them in a supplement.
		X			HJoint Task Force commanders prescribe the wear of the US flag as red, white, and blue; subdued colored flags are not authorized. Flag approximately 2 x 3 inches worn on left shoulder and placed with star field to face forward or the flags own right. The appropriate replica for the right shoulder sleeve is identified as the reverse-side flag.

Table 2.3. Women’s Service And Dress Uniforms (see notes).

LINE	A	B	C	D	E	F	G	H	I	J	K	L	M
	Items	New Service Dress Uniform	Service Dress Uniform	Long-Sleeved Blouse	Short-Sleeved Blouse	Maternity Service Dress	Maternity Jumper	Long-Sleeved Maternity Blouse	Short-Sleeved Maternity Blouse	Mess Dress	Formal Dress	Semi-Formal Dress	Wear Instructions/Materials
1	Coat	X										X	<p>Do not wear name tag. With arms hanging naturally, sleeves end approximately 1/4 inch from the heel of the thumb. Ensure the bottom edge of coat extends 3 to 3 1/2 inches below the top of the thigh; roll-press sleeves and lapel. All officers wear the silver-braid style rank insignia on the coat sleeves with 1/4-inch spacing between braids. General officers wear braid style in aluminum color with silver general officer clouds and darts, 2 inches wide, with additional braid 1/2-inch wide. Field and company grade officers wear braid style in aluminum color, 1/2 and 1/4-inch widths, 2 inches from end of sleeves. Enlisted personnel wear sleeve chevrons; coat and slacks or skirt will match in shade and material; polyester and wool blend, serge weave; semi-drape, single-breasted with three buttons, one welt pocket on upper left side, and two lower pocket flaps. Officers do not wear beyond 30 September 1996.</p>

E I Z E	A	B	C	D	E	F	G	H	I	J	K	L	M
	Items	New Service Dress Uniform	Service Dress Uniform	Long-Sleeved Blouse	Short-Sleeved Blouse	Maternity Service Dress	Maternity Jumper	Long-Sleeved Maternity Blouse	Short-Sleeved Maternity Blouse	Mess Dress	Formal Dress	Semi-Formal Dress	Wear Instructions/Materials
	Coat (Retrofit)	X											<p>Do not wear name tag. Polyester or wool blend, serge weave; semi-drape, single-breasted with three buttons, one welt on upper left side, and two lower pocket flaps. With arms hanging naturally, sleeves will end approximately 1/4 inch from the heel of the thumb. Ensure the bottom edge of coat extends 3 to 3 1/2 inches below the top of the thigh; sleeves and lapel will be roll-pressed. Colonels and below wear regular size metal grade insignia on epaulets and 1/2-inch blue sleeve braid 3 inches from end of sleeve. Generals wear 3/4- or 5/8- inch stars. Lieutenant generals, major generals, and brigadier generals wear 1 inch stars and 1 1/2-inch blue sleeve braid 3 inches from end of sleeve. Coat and skirt or trouser will match in shade and material.</p>

E N I T E	A	B	C	D	E	F	G	H	I	J	K	L	M
	Items	New Service Dress Uniform	Service Dress Uniform	Long-Sleeved Blouse	Short-Sleeved Blouse	Maternity Service Dress	Maternity Jumper	Long-Sleeved Maternity Blouse	Short-Sleeved Maternity Blouse	Mess Dress	Formal Dress	Semi-Formal Dress	Wear Instructions/Materials
	(Blazer or Princess Style)		X									X	100% polyester or polyester wool tropical. Coat follows the contours of the figure but allows ease of movement without pulling in the back at the waist, either split seam or princess style. The length is proportional to height. Collar is set away from the neck. The sleeves end approximately 1/4 inch from the heel of the thumb; roll-press sleeves and lapel. Officers wear 1/2-inch blue sleeve braid 2 1/2 inches from end of sleeve. Officers wear standard metal rank insignia. Enlisted wear sleeve chevrons. Wear with any of the available service skirts and slacks except the new service dress slacks or skirt. Dark blue with a single row of three buttons and two patch pockets slightly below the waistline.
	(Maternity) (See notes)					X						X	All maternity uniforms are 100% polyester. Coat has a button notched lapel, shoulder loops, side pocket, yoke with box pleat and cuffs that button.

E N I T E	A	B	C	D	E	F	G	H	I	J	K	L	M
	Items	New Service Dress Uniform	Service Dress Uniform	Long-Sleeved Blouse	Short-Sleeved Blouse	Maternity Service Dress	Maternity Jumper	Long-Sleeved Maternity Blouse	Short-Sleeved Maternity Blouse	Mess Dress	Formal Dress	Semi-Formal Dress	Wear Instructions/Materials
	(Jacket)									X			For social functions of a general or official nature (black tie affairs); an evening gown is civilian equivalent. Single-breasted, loose fitting at the waist with 3 USAF <i>or</i> wing and star buttons on each side at front. Jacket ends 2 1/2 to 3 inches below the waistline; front opening will gap approximately 2 to 3 inches at bottom; general officers wear 3/4 inch wide silver sleeve braid and all other officers 1/2-inch sleeve braid, 2 1/2 inches from end of sleeve; sleeves are wrist length; jacket and skirt match in shade and material.
											X		For official formal evening functions and state occasions (white tie affairs); evening gown is civilian equivalent.

LINE	A	B	C	D	E	F	G	H	I	J	K	L	M
	Items	New Service Dress Uniform	Service Dress Uniform	Long-Sleeved Blouse	Short-Sleeved Blouse	Maternity Service Dress	Maternity Jumper	Long-Sleeved Maternity Blouse	Short-Sleeved Maternity Blouse	Mess Dress	Formal Dress	Semi-Formal Dress	Wear Instructions/Materials
2	Blouse (tuck-in style) (Long and Short Sleeved)	X	X	X	X								<p>HAll blouses with tab when wearing service dress uniforms, long sleeves or when higher decorum is appropriate. Collar of shirt must show 1/4 or 1/2 inch above coat collar with arms hanging naturally. Long sleeves extend to heel of thumb; short sleeves should barely touch or come within 1 inch of the forearm with arms bent at a 90-degree angle; collar lies softly around neck and does not meet in the front, but is separated by blue inverted V tie tab with self-fastening tails; pointed collar and epaulets. Long sleeves have round cuffs with buttonhole closures on each cuff. Blouse may be modified at member's expense to accommodate cuff-links. Will have tapered fit, military creases prohibited. Tuck blouse into slacks or skirt.</p>
	(Semi-Form Fitting [Long and Short Sleeved])	X	X	X	X								<p>HLong-sleeved with dark blue inverted-V tie tab. Same as tuck-in style; princess line, with epaulets and short pointed collar and epaulets; long sleeves have round cuffs with buttonhole closures on each cuff. Blouse may be modified at member's expense to accommodate cuff-links. Ensure bottom of blouse is not visible below the bottom of service dress coat, pullover sweater or lightweight jacket. Wear tucked in or out with available service skirts and slacks.</p>

LINE	A	B	C	D	E	F	G	H	I	J	K	L	M	
	Items	New Service Dress Uniform	Service Dress Uniform	Long-Sleeved Blouse	Short-Sleeved Blouse	Maternity Service Dress	Maternity Jumper	Long-Sleeved Maternity Blouse	Short-Sleeved Maternity Blouse	Mess Dress	Formal Dress	Semi-Formal Dress	Wear Instructions/Materials	
	(Standard Length Over-Blouse) (Long and Short Sleeved)		X	X	X								HFive button, fly-front closure with rounded collar. Worn with dark blue crescent-shaped tie tab. Blouse may be modified at member's expense to accommodate cuff-links.	
	(Tuck-in)									X	X		White with quarter-length sleeves, three vertical pleated ruffles on each side slightly overlapped on shirt front with front button closure.	
	(Semi-Form Fitting)	X	X										X	White, polyester or cotton, princess line, button front, with small pointed collar; wear with blue inverted-V tie tab.
				X										White, silk, cotton, synthetic, or blends, fly front, rounded collar with quarter length sleeves, blue crescent-shaped neck tab.
(Maternity)						X	X	X	X			X	HLong- or short-sleeved, pointed collar with inverted-V tie tab or rounded collar with crescent-shape tie tab; tab mandatory with long sleeve, optional with short sleeve. Unseamed with fuller body to accommodate pregnancy. White blouse with semi-formal and mess dress uniforms with black or blue satin tab.	
						X	X	X					HLong-sleeved; pointed collar with inverted-V tie tab; unseamed with fuller body to accommodate pregnancy. Airmen wear sleeve chevrons only, officers wear shoulder mark insignia.	

LINE	A	B	C	D	E	F	G	H	I	J	K	L	M
	Items	New Service Dress Uniform	Service Dress Uniform	Long-Sleeved Blouse	Short-Sleeved Blouse	Maternity Service Dress	Maternity Jumper	Long-Sleeved Maternity Blouse	Short-Sleeved Maternity Blouse	Mess Dress	Formal Dress	Semi-Formal Dress	Wear Instructions/Materials
3	Jumper						X						Wear with blue maternity blouses with tie tab. Button epaulets of blouse over the jumper only when wearing shoulder mark insignia. Tie tab optional with short sleeve blouse, mandatory with long sleeve blouse. Jumper length will be no shorter than the top of the kneecap nor longer than the bottom of the kneecap.
							X	X		X		X	Wear with white, long-sleeved maternity blouse only. Airmen wear sleeve chevrons only; officers wear shoulder mark insignia. Button epaulets over jumper only when wearing shoulder mark insignia. NOTE: Miniature medals are worn instead of ribbons if worn in place of the mess dress uniform; ribbons are worn with semi-formal uniform.
4	Slacks	X	X	X	X								Slacks fit naturally over the hips with no bunching at waist or bagging at seat; bottom front of slack legs rests on the front of shoe or boot with a slight break in the crease; back of legs is approximately 7/8 of an inch longer than the front. Tailored, straight hanging, no flare at bottom, with two one-quarter front pockets and center fly-front opening <i>or</i> center front closure with front and back waist darts, two one-quarter top side pockets, and waist band with five belt loops.
	(Maternity)					X		X	X				Polyester serge with expansion panel.

LINE	A	B	C	D	E	F	G	H	I	J	K	L	M
	Items	New Service Dress Uniform	Service Dress Uniform	Long-Sleeved Blouse	Short-Sleeved Blouse	Maternity Service Dress	Maternity Jumper	Long-Sleeved Maternity Blouse	Short-Sleeved Maternity Blouse	Mess Dress	Formal Dress	Semi-Formal Dress	Wear Instructions/Materials
5	Skirt	X		X	X							X	Skirt hangs naturally over the hips with a slight flare; skirt length will be no shorter than the top of the kneecap nor longer than the bottom of the kneecap; straight style with belt loops, a kick pleat in back, two pockets, and a pleated front; skirts have a back zipper and lining attached to the waist.
			X	X	X							X	Modified A-line, six-gore, free hanging, with or without waistline, with or without belt loops. Skirt has a left zipper and lining attached to the inside; skirt length will be no shorter than the top of the kneecap nor longer than the bottom of the kneecap.
	(Maternity) (Cont.)					X		X	X				Polyester serge with expansion panel.
	(Dress)									X	X		Ankle length; one-panel front, and one-or-two panel back Straight-hanging, with no flare from hip to hem; seam on left side split to top of knee or A-line, flared from hip to hem.
6	Belt	X	X	X	X							X	With skirt or slacks with belt loops; silver tip end of the belt extends beyond the buckle facing the wearer's right; no blue fabric shows.
7	Tie Tab	X	X	X	X	X	X	X	X			X	Blue inverted-V tie tab, polyester herringbone twill with self-fastening tails.
			X	X	X	X	X	X	X				Inverted-V tie tab, or crescent-shaped tie tab.
										X			Blue satin, crescent-shape.

LINE	A	B	C	D	E	F	G	H	I	J	K	L	M
	Items	New Service Dress Uniform	Service Dress Uniform	Long-Sleeved Blouse	Short-Sleeved Blouse	Maternity Service Dress	Maternity Jumper	Long-Sleeved Maternity Blouse	Short-Sleeved Maternity Blouse	Mess Dress	Formal Dress	Semi-Formal Dress	Wear Instructions/Materials
8	Cummerbund										X		Attached under collar; silver metallic cloth, lame', crescent-shape, 1-inch wide.
			X									X	Black crescent or blue satin inverted with semi-formal.
9	Footwear (Dress Boots)	X	X	X	X	X	X	X	X				Heels of a height suitable to the individual but no higher than 2 1/2 inches (measured from inside sole of the boot to end of heel lift). Wear boots with skirt or slacks; however, if worn with skirt, remove boots and wear pumps or oxfords while in work place. Plain, black, commercial design without ornamentation such as buckles, bows, or straps.
	Footwear (Pumps)	X	X	X	X	X	X	X	X	X	X	X	Heels of a height suitable to the individual, but no higher than 2 1/2 inches (measured from the inside sole of shoe to the end of heel lift). Do not wear shoes with platform soles, extra-thick soles or heels. Plain, black, commercial design without ornamentation such as, buckles, bows, straps; smooth, scotch-grained leather or man-made material, patent or high gloss finish. Black satin optional for mess dress and formal dress.

LINE	A	B	C	D	E	F	G	H	I	J	K	L	M
	Items	New Service Dress Uniform	Service Dress Uniform	Long-Sleeved Blouse	Short-Sleeved Blouse	Maternity Service Dress	Maternity Jumper	Long-Sleeved Maternity Blouse	Short-Sleeved Maternity Blouse	Mess Dress	Formal Dress	Semi-Formal Dress	Wear Instructions/Materials
	(Low Quarters)	X	X	X	X	X	X	X	X				Black oxford; lace-up style with a plain rounded toe or a plain rounded capped toe; without perforation or design; sole will not exceed 1/2 inch in thickness and the heel will not exceed 1 inch in height (measured from the inside front of the heel); may have low wedge heel; smooth or scotch-grained leather or manmade material; high gloss or patent finish.
	(Combat Boots)	X	X	X	X	X		X	X				Black, with or without safety toe; must have a plain rounded toe or rounded capped toe with or without perforated seam; zipper or elastic inserts are optional; no designs. (Trousers are tucked into combat boots when required.) Wear with slacks only.
10	Hose	X	X	X	X	X	X	X	X	X	X	X	Commercial, sheer, nylon in neutral, dark brown, black or off-black, or dark blue shades that complement the uniform and the individual's skin tone. Do not wear patterned hose.
11	Socks	X	X	X	X	X		X	X				Plain black without design; plain black or white socks with combat boots or dress boots. Wear hose if not wearing socks.
12	Outer-garments	X	X	X	X	X	X	X	X	X	X	X	Outdoors and remove in an office environment; use good judgment in choosing appropriate garments for wear based on weather conditions and duties; remove grade if worn with civilian clothes.

E I N Z E	A	B	C	D	E	F	G	H	I	J	K	L	M
	Items	New Service Dress Uniform	Service Dress Uniform	Long-Sleeved Blouse	Short-Sleeved Blouse	Maternity Service Dress	Maternity Jumper	Long-Sleeved Maternity Blouse	Short-Sleeved Maternity Blouse	Mess Dress	Formal Dress	Semi-Formal Dress	Wear Instructions/Materials
	(Pullover Sweater)			X	X								Hall wool, V-neck, long-sleeved, with cuffed sleeves. Indoor or outdoor garment; tie tab is optional; wear collar of blouse inside or outside sweater; not exposed when wearing another outer garment. NOTE: Local commanders retain the option to require the wear of a tie or tab with all uniform combinations based on specific circumstances.
	(Cardigan Sweater)						X	X	X				White. Worn in a work area or under an outer garment.
	(Lightweight Blue Jacket)			X	X								Zip up at least half-way; not authorized for wear when service dress uniform is designated or more appropriate; may wear over pullover sweater; partially lined, water repellent, waist length, zipper front, with two slant pockets and knitted cuffs with or without insulated liner; may wear men's polyester and wool gabardine jacket as long as it presents a neat, professional appearance.
	(Single-Breasted All-weather Coat)	X	X	X	X	X	X	X	X	X	X	X	Coat is free-falling from shoulders to hem; sleeves extend 1/2 inch beyond service coat; length of coat not shorter than 1/2 inch below the bottom of the skirt nor longer than 6 inches below the back crease of the knee; coat, fitted with liner, will be loose enough to give freedom of movement; top button may be left unbuttoned; straight-hanging style, fly front closure, convertible collar, with or without epaulets; liner, slash-through pockets.

E N Z E	A	B	C	D	E	F	G	H	I	J	K	L	M
	Items	New Service Dress Uniform	Service Dress Uniform	Long-Sleeved Blouse	Short-Sleeved Blouse	Maternity Service Dress	Maternity Jumper	Long-Sleeved Maternity Blouse	Short-Sleeved Maternity Blouse	Mess Dress	Formal Dress	Semi-Formal Dress	Wear Instructions/Materials
	(Double-Breasted All-weather Coat)	X	X	X	X	X	X	X	X	X	X	X	Stand-up collar, six-button front, shoulder epaulets with buttons, sleeve straps with buckles. Split raglan sleeves, set-in the back. Standard length same as single-breasted coat.
	(Raincoat)	X	X	X	X	X	X	X	X	X	X	X	Sleeves extend 1/2 inch beyond service coat sleeves; loose fitting with bottom of coat extending to between bottom of knee cap and mid calf; may leave neck button unbuttoned. Single breasted with fly front; waterproof polyvinyl butyl nylon.
	(Double-Breasted All-weather Coat)	X	X	X	X	X	X	X	X	X	X	X	Stand-up collar, six-button front, shoulder epaulets with buttons, sleeve straps with buckles. Split raglan sleeves, set-in the back. Standard length same as single-breasted coat.

E N I T E	A	B	C	D	E	F	G	H	I	J	K	L	M
	Items	New Service Dress Uniform	Service Dress Uniform	Long-Sleeved Blouse	Short-Sleeved Blouse	Maternity Service Dress	Maternity Jumper	Long-Sleeved Maternity Blouse	Short-Sleeved Maternity Blouse	Mess Dress	Formal Dress	Semi-Formal Dress	Wear Instructions/Materials
	(Overcoat)	X	X	X	X	X	X	X	X	X	X	X	Loose enough to fit over service coats; shoulders fit loose enough to accommodate shoulders of service coat without binding at arm holes when moving arms. Sleeves will extend 1/2 inch beyond the sleeve of the service coat; length of coat not shorter than 1/2 inch below the bottom of the skirt nor longer than 6 inches below the back crease of the knee; may leave neck button unbuttoned. Coat may be modified from double breasted to single-breasted during pregnancy; remove all buttons from the front of the garment and instead attach three buttons to the left side front as follows: position the buttons approximately 1 1/2 inches from the left edge of the coat; align the top button with the first buttonhole and sew the other two buttons to align vertically with the top button; belt the coat in the back. Return buttons to original positions following pregnancy. Water resistant, double breasted with belt and buckle, button throat closure, shoulder straps, sleeve straps, center back vent, facing tabs, and zip-out liner.
13	Scarf (white or gray)	X	X			X				X	X	X	Tucked in with authorized outer garments, except pullover sweater; will not exceed 10 inches in width. All wool or cotton simplex, with or without napped surface.
14	Gloves or Mittens (black or gray)	X	X			X				X	X	X	HL leather, knitted, tricot and suede; or, a combination of leather, knitted, tricot, and suede.

LINE	A	B	C	D	E	F	G	H	I	J	K	L	M
	Items	New Service Dress Uniform	Service Dress Uniform	Long-Sleeved Blouse	Short-Sleeved Blouse	Maternity Service Dress	Maternity Jumper	Long-Sleeved Maternity Blouse	Short-Sleeved Maternity Blouse	Mess Dress	Formal Dress	Semi-Formal Dress	Wear Instructions/Materials
15	Headgear (Service Cap)	X	X	X	X	X	X	X	X				Squarely on the head; center large size hat insignia on the front of the cap. Rounded design, sides form a front brim, with white vinyl hat cover. Clear plastic rain scarf or white net wind scarf optional; helmet-type designed to cover headgear and tie under chin. Mandatory for majors and above 1 October 1997, optional for all others.
	(Blue Winter Cap)	X	X			X				X	X	X	Only with full-length outer garments, commercial design with ear and neck flaps, ribbon tie or strap with covered metal snap fastener; wool and polyester serge mouton. Do not wear rank insignia; wool and polyester serge mouton.
	(Flight Cap [mandatory])	X	X	X	X	X	X	X	X				HSlightly to the wearer's right with vertical crease of the cap in line with the center of the forehead, in a straight line with the nose; approximately 1 inch from the eyebrows in the front; when not wearing, tuck under the belt on either side, between first and second belt loops; cap will not fold over the belt. Cap has dark blue colored edge braid for airmen, silver-colored edge braid for general officers, and silver and blue in a diamond pattern edge braid for all other officers; all shades and material of hat are authorized with any uniform combination.
16	Earmuffs	X	X			X				X	X	X	Commercial design of any material; solid dark blue, black, or gray. Wear with any outer garments and service dress uniforms.

LINE	A	B	C	D	E	F	G	H	I	J	K	L	M
	Items	New Service Dress Uniform	Service Dress Uniform	Long-Sleeved Blouse	Short-Sleeved Blouse	Maternity Service Dress	Maternity Jumper	Long-Sleeved Maternity Blouse	Short-Sleeved Maternity Blouse	Mess Dress	Formal Dress	Semi-Formal Dress	Wear Instructions/Materials
17	HCuff links	X	X	X			X	X				X	“Wing and Star” design, oval cuff links bearing the Air Force coat of arms (satin finish or highly polished, highly polished with service dress uniform only) or plain, silver, satin finish, or highly polished cuff links.
18	Handbags (issue)	X	X	X	X	X	X	X	X			X	Plain black, vinyl with fold-over flap and plain silver-colored clasp fastener.
	(Leather (optional))	X	X	X	X	X	X	X	X			X	HPlain black leather or vinyl without ornamentation, with or without plain fold-over flap with or without single-placed silver or gold-colored clasp. May have adjustable shoulder strap with or without buckles. May be patent leather or high gloss not to exceed 13 x 9 x 4 1/2 inches deep.
	(Clutch Style)	X	X	X	X	X	X	X	X	X	X	X	Plain black smooth or scotch-grain leather, patent leather, or high gloss, or manmade material without ornamentation. Fabric, suede or patent leather with mess dress, formal dress, and ceremonial dress. Purse will be no larger than 6 1/2 x 11 inches nor smaller than 5 x 9 inches. It must have a concealed closure and may have a wrist strap. EXCEPTION: Do not use patent leather purse when wearing semi-formal dress.
19	Under Garments (mandatory)	X	X	X	X	X	X	X	X	X	X	X	Bra and panties with all uniforms; wear other appropriate undergarments as necessary, provided they are not visible at the neck when worn with an open collar; may wear the white crew-neck style undershirt when wearing closed collar service and dress uniforms.

LINE	A	B	C	D	E	F	G	H	I	J	K	L	M
	Items	New Service Dress Uniform	Service Dress Uniform	Long-Sleeved Blouse	Short-Sleeved Blouse	Maternity Service Dress	Maternity Jumper	Long-Sleeved Maternity Blouse	Short-Sleeved Maternity Blouse	Mess Dress	Formal Dress	Semi-Formal Dress	Wear Instructions/Materials
20	Accouterments	X	X	X	X	X	X	X	X	X	X	X	Figure of each uniform shows proper placement of accouterments and gives a description of each. The finish of all accouterments must match.

NOTES:

1. The mess dress is optional for airmen and mandatory for officers. Only officers wear the formal dress. Only airmen wear the semi-formal dress.
2. Airmen receive a supplementary clothing allowance according to AFI 36-3014 for maternity uniforms. Officers and airmen begin wearing the uniform when wear of other service uniforms is impractical. They wear the maternity uniform after delivery until they meet body fat standards or up to 6 months afterwards, whichever comes first. Officers and airmen wear the maternity service dress coat or jumper with white blouse and blue or black satin, or herringbone twill tie tab when attending functions requiring dress uniforms.

Table 2.4. Women's Battle Dress and Standardized Functional Uniforms.

	A	B	C	D	E	F
L I N E	Items	Maternity Battle Dress Uniform	Battle Dress Uniform (BDU)	Food Service White Uniform	Hospital Service White Uniform	Wear Instructions/Materials
2	Slacks	X				Cotton and nylon twill or Rip stop cotton with a front stretch panel with elastic waist band, side pockets with flaps on both legs, and six pockets. Material of shirt and slacks must match.
			X			Cotton and nylon twill or Rip stop cotton with button front closure, strap ankle adjustment, and six pockets. Blouse slacks over combat boots. Material of shirt and trousers must match.
3	Belt and Buckle		X			HBlack tip of belt may extend up to 2 inches beyond the buckle facing the wearer's left or right; blue woven cotton web or elastic with black metal tip and matching buckle.
				X	X	HSilver tip of belt extends beyond the buckle facing the wearer's right; blue woven cotton web or elastic with silver metal tip and matching buckle; worn with men's white trousers.
					X	White with white shoes; blue with black shoes.
4	Dress				X	HTraditional white, fitted waist, short sleeve with detachable belt; belt is mandatory, or A-line style white dress with or without detachable belt, either button or hidden zipper closure; belt is optional. Dress length is no shorter than the top of the kneecap nor longer than the bottom of the kneecap.
5	Pantsuit			X	X	White, short-sleeve, as authorized in TA 016. Bottom of slacks barely rests on the shoes without a break in the creases.

	A	B	C	D	E	F
L I N E	Items	Maternity Battle Dress Uniform	Battle Dress Uniform (BDU)	Food Service White Uniform	Hospital Service White Uniform	Wear Instructions/Materials
6	Footwear (Combat Boots)	X	X	X	X	Black, with or without safety toe, plain rounded toe or rounded capped toe with or without perforated seam; zipper or elastic inserts optional, smooth or scotch-grained leather, or man-made material, and may have a high gloss or patent finish.
	(Hot-weather, Tropical)	X	X	X	X	Green or black cloth, or canvass, and black leather with plain toe with zipper, or elastic inserts. Wear black with service white uniforms only.
	(Dress Boots)			X	X	With skirt or slacks; however, if worn with skirt, remove boots and wear dress shoes or oxfords while in work place. Heels will be of a height suitable to the individual, but no higher than 2 1/2 inches (measured from the inside sole of shoe to the end of heel lift). Do not wear boots with platform soles, extra-thick soles or heels. Plain, black, commercial design with plain closed toe and heel. No ornamentation such as bows, buckles, or straps; smooth or scotch-grained leather, or man-made material; high gloss or patent finish.
	(Low Quarters)			X	X	HBlack, oxford, with rounded plain toe or plain rounded capped toe, without design. The shoe will not exceed ankle bone height and is lace-up style; may have low wedge heel. The sole of the shoe will not exceed 1 inch in height (measured from the inside front of the heel). Food service personnel should wear shoes with safety toes.
	(White Shoes)				X	Oxford style, leather, low quarter with lace up; may wear nursing-style shoes; no mesh or canvas types; plain white with no design. Wedge heel shoes with heels no higher than 1 1/4 inches with maximum 1/2-inch sole authorized. Nurses and Biomedical Service Corps officers wear white shoes; optional for enlisted personnel. Officers wear white shoes and white hose.
7	Socks (plain black or white)	X	X	X		White socks may be worn with boots. During exercises and contingencies, wear black socks, or black socks over the white socks to preclude white socks from showing (excluding food service). Wear hose instead of socks with dress.
					X	HPlain white with white shoes; plain black with black shoes; no socks with dress.

	A	B	C	D	E	F
LINE	Items	Maternity Battle Dress Uniform	Battle Dress Uniform (BDU)	Food Service White Uniform	Hospital Service White Uniform	Wear Instructions/Materials
8	Hose			X	X	Commercial, sheer, nylon in neutral or brown shades with black footwear. EXCEPTION: White hose with white shoes are optional for enlisted personnel, mandatory for officers. Do not wear patterned hose.
9	Headgear (BDU Cap)	X	X	X	X	Squarely on the head with no hair protruding in front of the cap. May stow in either of the lower cargo pockets on the BDU trousers when not wearing. BDU caps required for all deployments, field training, and mobility exercises.
	(BDU Baseball Cap)	X	X	X	X	Same as BDU cap but may attach to either lower pants pocket button on the BDU trouser legs when not wearing.
	(Organizational Baseball Cap)	X	X	X	X	Installation commanders prescribe the color, unit designation, cloth or silk screen organization emblem, or cloth or silk screen badge. Center emblem or badge above visor. Modest stripes of contrasting colors to delineate organizational lettering and numbering on the front crown are permissible. Hats may contain white and no more than two other colors (excluding patch). Do not use other features such as stars, designs, individual's name, etc. Not required to wear officer grade insignia if other grade insignia is visible. When wearing insignia, officers center regular-size metal grade insignia above visor. Airmen do not wear grade insignia. The organizational commander must request the installation commander's approval to wear an authorized cloth or silk screen badge, or cloth or silk screen emblem. May attach to either lower cargo pockets on the slacks when not wearing. NOTE: The installation commander may prescribe wear of the organizational baseball cap during exercises and contingencies.
		X	X	X	X	Installation commander authorizes wear with the basic uniform. Do not wear with all-weather coat, overcoat, raincoat, or lightweight jacket.

	A	B	C	D	E	F
L I N E	Items	Maternity Battle Dress Uniform	Battle Dress Uniform (BDU)	Food Service White Uniform	Hospital Service White Uniform	Wear Instructions/Materials
	(Flight Cap)			X	X	HSlightly to the wearer's right with vertical crease of the cap in line with the center of the forehead, in a straight line with the nose; the cap extends approximately 1 inch from the eyebrows in the front; hair may be visible in front of cap; if not worn, tuck under the belt on either side, between first and second belt loops; cap will not fold over belt. Cap has blue-colored edge braid for airmen, silver-colored edge braid for general officers, and silver and blue in a diamond pattern edge braid for all other officers.
10	Outergarments	X	X	X	X	Outdoors and remove in an office environment; use good judgment in choosing appropriate garments for wear based on weather conditions and duties; wear with civilian clothes if grade is removed.
	(Field Jacket [Olive Green-(OG) 507])	X	X	X	X	Configure accouterments the same as the BDUs. EXCEPTIONS: Officers wear subdued cloth grade insignia on the epaulets. If the jacket does not have epaulets, wear grade insignia on the collar.
	(Camouflage Pattern)	X	X	X	X	Same as OG 507 field jacket; officers may wear subdued metal grade insignia.
	(Single-Breasted All-Weather Coat)	X	X	X	X	Coat will fit loosely enough to accommodate shoulders of BDUs and food service uniform will fit without binding at armholes when arms are moved; length of coat will fall between knee length to 6 inches below back crease of knee; top button may be left unbuttoned, fly front, with zip-out liner, split raglan sleeves, stand-up collar, slash-through pockets.
	(Double-Breasted All-Weather Coat)	X	X	X	X	Same as single-breasted. Stand-up collar, six-button front, shoulder epaulets with buttons, sleeve straps with buckles, split raglan and set in the back.
	(Raincoat)	X	X	X	X	Loose fitting with bottom of coat extending to between bottom of knee cap and mid calf; neck button may be left unbuttoned. Single-breasted with fly front; waterproof polyvinyl butyl nylon.
	(Lightweight Blue Jacket)			X	X	Zip up at least half way; partially lined, water repellent, waist length, zipper front, with two slant pockets and knitted cuffs with or without insulated liner.

	A	B	C	D	E	F
L I N E	Items	Maternity Battle Dress Uniform	Battle Dress Uniform (BDU)	Food Service White Uniform	Hospital Service White Uniform	Wear Instructions/Materials
	(Cardigan Sweater)			X	X	White. Wear indoors, outdoors, or under an outergarment; as an outergarment, button the sweater and expose rank insignia on service whites. Under an outergarment, conceal sweater. Food service personnel do not wear while preparing or serving food.
	(Dental Smock)				X	HIIn patient treatment areas only. Dental officers wear the standard blue plastic name tag identifying them as a doctor. Enlisted personnel wear the standard blue name tag and metal grade insignia. Center enlisted metal grade insignia 1/2 inch above the name tag; wear with white trousers, blue trousers, BDU or surgical scrub trousers.
11	Scarf (gray)	X	X	X	X	Only with outergarments except sweater, tucked in, does not exceed 10 inches in width, all wool or cotton simplex, with or without napped surface.
12	Gloves (gray or black)	X	X	X	X	Wear with outer garments only. EXCEPTION: May wear with BDU without outergarments; leather, knitted, tricot and suede, or a combination of leather, knitted, tricot, and suede.
13	Earmuffs	X	X	X	X	Only with outergarments.
14	Undergarments	X	X	X	X	Mandatory.
	(Undershirt)	X	X	X	X	HBrown. Either V-neck, U-neck, crew-neck, or athletic style without pockets. Only white with food service and hospital whites. EXCEPTION: MAJCOM commanders approve black crew-neck undershirts, long-sleeved black or brown turtlenecks, dickies, or thermal undershirt. Members may wear white thermal undershirts even if exposed at neck. Installation commanders may prescribe color, unit designation, and cloth or silk screen emblem, to be worn on left side of chest not to exceed 5 inches in diameter.

	A	B	C	D	E	F
LINE	Items	Maternity Battle Dress Uniform	Battle Dress Uniform (BDU)	Food Service White Uniform	Hospital Service White Uniform	Wear Instructions/Materials
15	Accouterments	X	X			HCenter the ASNP 1/2 inch above the left breast pocket; the ASNP will be black leather with silver embossed letters. Letters will be 3/16-inch high, block style, and name patch will be 2 x 4 inches with stitching 1/8 inch from the border. NOTE: Members wearing the ASNP flush with pocket edge are not required to reposition the patch. The name patch will contain two lines centered, with the first line containing first name (full, abbreviated, or initial), middle initial, and last name. The second line will contain rank and USAF (EXAMPLES: AB, TSGT, 2LT, CAPT, LT COL) (Personnel assigned as AFOSI special agents will wear SPECIAL AGENT instead of rank). EXCEPTION: First sergeants may wear a third line which reads FIRST SERGEANT (Until 1 October 1997). Only one badge. Security police personnel (group level and below) wear the security police shield. Fire protection personnel wear the fire protection shield. Staff members wear the occupational badge. If horizontal, emboss and center above the name line. If vertical, emboss on the right of the patch. Chaplains may emboss the word CHAPLAIN and center above the first line when inappropriate to wear chaplain insignia.
	(Patches)	X	X			None authorized when wearing the ASNP.
					X	See Table 5.2 .
		X	X			MAJCOM commanders determine method of attachment (velcro or sew on).
	(Badges)	X	X	X	X	See figures 2.36, 2.37, and 2.38.
16	Other	X	X			MAJCOM or installation commanders prescribe other functional clothing usually worn with BDUs in a supplement to this instruction.
				X	X	MAJCOM or installation commanders prescribe other functional clothing usually worn with service whites in a supplement to this instruction.

	A	B	C	D	E	F
L I N E	Items	Maternity Battle Dress Uniform	Battle Dress Uniform (BDU)	Food Service White Uniform	Hospital Service White Uniform	Wear Instructions/Materials
		X	X			HJoint Task Force commanders prescribe the wear of the US flag as red, white, and blue; subdued colored flags are not authorized. Flag worn on left shoulder; approximately 2 x 3 inches and placed with star field to face forward or the flag's own right. The appropriate replica for the right shoulder sleeve is identified as the reverse side flag.
17	Handbags (issue)	X	X	X	X	Air Force-approved plain black, vinyl with fold-over flap and plain silver-colored clasp fastener.
	(Leather [optional])	X	X	X	X	HPlain black leather or vinyl without ornamentation, with or without foldover flap, with or without single silver or gold colored clasp. Purse may have adjustable shoulder strap with or without buckles; may be patent leather or high gloss not to exceed 13 x 9 x 4 1/2 inches deep.
	(Clutch Style)	X	X	X	X	Plain black smooth or scotch-grain leather, patent leather or high gloss, or manmade material without ornamentation. Purse will be no larger than 6 1/2 x 11 inches nor smaller than 5 x 9 inches. It must have a concealed closure and may have a wrist strap.

Table 2.5. Body Physical Appearance Modification Standards.

I T E M	A	B
	To present the Proper military image	will be
1	Body Alteration or Modifications	Prohibited, if it is intentional and results in a visible, physical effect that detracts from a professional military image. Failure to observe these mandatory provisions and prohibitions by active duty Air Force members, USAFR members on active duty or inactive duty for training and ANG members in Federal service is a violation of Article 92, Uniform Code of Military Justice (UCMJ). See note 1.
2	Tattoos/Brands	Unauthorized (content): Tattoos/brands anywhere on the body that are obscene, advocate sexual, racial, ethnic, or religious discrimination are prohibited in and out of uniform. Tattoos/brands that are prejudicial to good order and discipline or that are of a nature that tends to bring discredit upon the Air Force are prohibited in and out of uniform. Unauthorized (content): Any member obtaining unauthorized tattoos will be required to remove them at his/her own expense. Using uniform items to cover unauthorized tattoos is not an option. Members failing to remove or alter unauthorized tattoos in a timely manner may be subject to disciplinary action or involuntary separation. Failure to observe these mandatory provisions and prohibitions by active duty Air Force members, USAFR members on active duty or inactive duty for training and ANG members in Federal service is a violation of Article 92, Uniform Code of Military Justice (UCMJ). Inappropriate (military image): Excessive tattoos/brands will not be exposed or visible (includes visible through the uniform) while in uniform. Excessive is defined as any tattoo/brands that exceed ¼ of the exposed body part and those above the collarbone and readily visible when wearing an open collar uniform. Members should not be allowed to display excessive tattoos that would detract from an appropriate professional image while in uniform. Commanders should use these guidelines in determining appropriate military image and acceptability of tattoos displayed by members in uniform. Air Force members with existing tattoos not meeting an acceptable military image should be required to (a) maintain complete coverage of the tattoos using current uniform items (e.g. long-sleeved shirt/blouse, pants/slacks, dark hosiery, etc.) or (b) remove tattoo(s). Depending on the circumstances, commanders may seek Air Force medical support for voluntary tattoo removal. Members failing to remove or alter tattoos or who choose not to comply with acceptable military standards may be subject to disciplinary action or involuntary separation. Failure to observe these mandatory provisions and prohibitions by active duty Air Force members, USAFR members on active duty or inactive duty for training and ANG members in Federal service is a violation of Article 92, Uniform Code of Military Justice (UCMJ). (See notes 2, 3, and 4).

I T E M	A	B
		To present the Proper military image
3	Body Piercing	<p>In Uniform: Members are prohibited from attaching, affixing or displaying objects, articles, jewelry or ornamentation to or through the ear, nose, tongue or any exposed body part (includes visible through the uniform). EXCEPTION: Women are authorized to wear one small spherical, conservative, diamond, gold, white pearl or silver pierced or clip earring per earlobe. Matching earrings must be worn and should fit tightly without extending below the earlobe. (EXCEPTION: Connecting band on clip earrings)</p> <p>Civilian Attire: (1) Official Duty: Members are prohibited from attaching, affixing or displaying objects, articles, jewelry or ornamentation to or through the ear, nose, tongue or any exposed body part (includes visible through clothing). EXCEPTION: Women are authorized to wear one small spherical, conservative, diamond, gold, white pearl or silver pierced or clip earring per earlobe. Matching earrings must be worn and should fit tightly without extending below the earlobe. (EXCEPTION: Connecting band on clip earrings) (See notes 2 and 4).</p> <p>(2) Off Duty on a military installation: Members are prohibited from attaching, affixing or displaying objects, articles, jewelry or ornamentation to or through the ear, nose, tongue or any exposed body part (includes visible through clothing). Piercing of earlobes by women is allowed, but should not be extreme or excessive. The type and style of earrings worn by women on a military installation should be conservative and kept within sensible limits. Failure to observe these mandatory provisions and prohibitions by active duty Air Force members, USAFR members on active duty or inactive duty for training and ANG members in Federal service is a violation of Article 92, Uniform Code of Military Justice (UCMJ). (See notes 2 and 4)</p>

NOTES:

- Members who intentionally alter or modify any part of their bodies in order to achieve a visible, physical effect that disfigures, deforms or otherwise detracts from a professional military image may be subject to disciplinary action or involuntary separation, as determined appropriate by the member's commander. Examples of prohibited conduct include (but are not limited to) tongue splitting or forking, tooth filing and acquiring visible, disfiguring skin implants.
- Installation or higher commanders may impose more restrictive standards for tattoos and body ornament, on or off duty, in those locations where Air Force-wide standards may not be adequate to address cultural sensitivities (e.g.; overseas) or mission requirements (e.g.; basic training environments).
- Members who receive tattoos/brands not meeting the standards are required to initiate tattoos/brands removal at their own expense (may not use Air Force Medical Centers for removal) upon notification by their Commander. Members not complying with these requirements will be subject to disciplinary action for failure to comply with Air Force Standards and may be involuntarily separated

4. There may be situations where the commander can restrict the wear of non-visible body ornaments. Those situations would include any body ornamentation that interferes with the performance of the member's military duties. The factors to be evaluated in making this determination include, but are not limited to: impairs the safe and effective operation of weapons, military equipment or machinery; poses a health or safety hazard to the wearer or others; or interferes with the proper wear of special or protective clothing or equipment (*EXAMPLE*: helmets, flack jackets, flight suits, camouflaged uniforms, gas masks, wet suits and crash rescue equipment).

| **Table 2.6. Clothing/Accessory Standards.**

I T E M	A	B
	To present the proper military image	will be
1	Clothing	Neat, clean, pressed, proper fit, in good condition, zipped, snapped or buttoned.
2	Footwear	Shined, in good repair.
3	Watch (1)	Conservative.
4	Bracelet (1)	Conservative, no wider than one inch, and not present safety hazard.
5	Rings	A maximum of three at any time.
6	Eyeglasses and sunglasses	Free of ornamentation on frames and lenses. Conservative, clear, slightly tinted or photosensitive lenses indoors or in formation. Conservative lenses and frames outdoors (faddish styles and mirrored lenses prohibited). No sunglasses in formation. Not worn around the neck.
7	Necklaces	Concealed under collar or undershirt.
8	Pencils and pens	Concealed. (EXCEPTION: When carried in compartment of left BDU pocket or in left pocket of Food and Hospital White uniforms.)
9	Beeper and cellular phone	Clipped to waistband or purse or carried in left hand; prohibited unless required to perform duties.
10	Headphones and earphones	Prohibited unless required to perform duties.
11	Umbrella	Plain, black or dark blue, carried in left hand.
12	Attaché' case, gym bag, back pack	Carried in left hand or over left shoulder. (EXCEPTION: Members wear back pack using both shoulder straps when riding two-wheeled vehicles or using crutches.)
15	Religious head covering	Indoors: Installation Commander and chaplain may approve plain, dark blue, or black religious head covering. Outdoors: Installation Commander and chaplain may approve religious head covering which is concealed under headgear; requests for religious covering which is not concealed under headgear is processed according to Table 2.8 .
16	Other religious apparel and items	Concealed or worn during religious services or at home. Process requests according to Table 2.8 . Do not wear approved items during parades, ceremonial details and functions or in official photos.
17	Safety items, rain suits, snowmobile suits	Wear while riding or operating two-wheeled vehicles.

Table 2.7. When to Wear Battle Dress, Hospital White, and Food Service White Uniforms.

Members wear when they:	Yes	No	Optional
Travel on Air Mobility Command (AMC) aircraft during intratheater deployments and the command directs. (BDU only)	X		
Go to establishments that operate primarily to serve alcohol		X	
Eat lunch in restaurants where people wear business attire.		X	
Eat lunch at local establishments where people wear comparable civilian attire.			X
Make short convenience stops (including shopping malls.)			X
Deploy to perform emergency or periodic maintenance and do not traverse commercial airports. (BDU only)			X

| **Table 2.8. When To Wear Headgear.**

Members In Uniform			
Wear	Do not wear	Optional	
X			Outdoors.
X			While operating two-wheeled vehicles. EXCEPTION: Not required when wearing safety headgear.
	X		When commanders specify for safety reasons.
	X		Indoors. (See notes 1 and 2.)
		X	No-hat areas the commander designates in a supplement.

NOTES:

1. **EXCEPTION:** Armed Security Police personnel or others bearing arms while performing duties.
2. **EXCEPTION:** Medical food inspectors performing facility inspections wear paper hats or hair nets.

Table 2.9. Religious Apparel Waivers.

To process religious apparel waivers	Action
Members	Submit request letter addressed to Installation Commander to Military Personnel Flight (MPF) Customer Service Element. Request letter includes a picture or description of the item, unit commander's endorsement, Installation Chaplain's endorsement.
Unit Commanders	Endorse request. Address affect on health, safety, and impact on duties. Restrict the wear of approved items for safety reasons under limited circumstances.
Installation Chaplains	Ensure a base chaplain interviews member to assess whether the apparel is in keeping with doctrinal or traditional observances of the member's faith. Endorse member's letter with findings.
MPFs	Forward member's letter to installation commander and to member's MAJCOM/FOA Director of Personnel. Notify member of final decision. File approval letter in the member's personnel folder.
Installation Commanders	Recommend approval or disapproval
MAJCOM/FOA/DRU Director of Personnel	Recommend approval or disapproval. Forward to Air Force Uniform Division (AF/ DPPU).
AF/DPPU	AF/DPPU recommends approval or disapproval to Air Force Deputy, Chief of Staff, Personnel (AF/DP). Notifies MPF of final decision.
AF/DP	Approves or disapproves.

Chapter 3

ORGANIZATIONAL CLOTHING AND EQUIPMENT

3.1. Organizational Clothing and Equipment. Organizations issue items listed in TA016. The clothing remains the property of the organization. It meets unique functional or work requirements and includes both distinctive and functional clothing items. Members may sew reflective tape on organizational clothing and equipment or use velcro on field jackets so they can remove it during contingencies.

3.1.1. See **Table 3.1.** through **Table 3.6.** for distinctive clothing items. The tables list only those items which are unique to the uniform and are worn only when performing the duties for which they are issued; they may also be worn traveling to and from official activities.

3.1.2. Functional clothing items include parkas, protective footwear, specialized flight clothing, and so forth. Members wear these items only when performing the duties for which the organization issued them. MAJCOM or installation commanders prescribe wear instructions in supplements to this directive.

Table 3.1. Distinctive Uniforms--USAF Honor Guard, and Arlington National Cemetery Chaplains.

Item	Description
Ceremonial Uniform (See note 1)	
Coat	Ceremonial, Air Force shade 1620, European Double Vent, 3/4-inch silver braid sewn 3 inches from bottom of sleeve; 1/8 inch sewn creases, front and back; 1/8 inch sewn creases on outer seams of coat back from sleeve seam to bottom of coat. USAF HONOR GUARD or USAF CHAPLAINCY arc positioned 1/2 inch down from left shoulder seam. Chrome buttons.
Trousers and Slacks	Ceremonial, Air Force shade 1620, 3/4-inch silver braid sewn centered on outseam from bottom of waistband to hemline; 1/8 inch sewn creases, front and back.
Skirt	Air Force shade 1620, without silver braid.
Belt	Ceremonial, Air Force shade 1620, silver braid along top and bottom edges. Chrome buckle with "Wing and Star" design.
Headgear (see note 2)	Ceremonial, Air Force shade 1620, high gloss bill, trimmed in silver; silver chin strap on front and black functional high gloss chin strap on back with chrome buckle; "Wing and Star" insignia (M&W).
Gloves	White year around. Gray and black in winter.
Shirt and Blouse	White, long, or short sleeved.
Socks (see note 3)	Black, cotton, or nylon (M&W).
Footwear	Double or triple-soled, high gloss, poromeric low quarter with metal taps. Black leather boots authorized in winter.
Outergarments	All-weather coat, Air Force shade 1157, and overcoat, Air Force shade 1605; worn with USAF HONOR GUARD or USAF CHAPLAINCY arc positioned 1/2 inch down from left shoulder seam.
Scarf	Gray wool with all-weather coat or overcoat.
Ascot	White with patch for Drill Team, Marching Team, or Recruiting Team.
Aiguillette (See note 4)	Ceremonial, silver, single loop, chrome tip with raised "Wing and Star" emblem; worn grounded on left shoulder seam.
Travel Uniform	
Black Jumpsuit	Wear with ASNP, unit or wing patches, and American flag.
Ascot	White with patch for Drill Team, Marching Unit, or Recruiting Team.
Headgear	Black baseball cap with USAF HONOR GUARD embroidered on front.
Travel suit	Dark blue, single-breasted blazer worn with white shirt and gray slacks or skirt.
Summer Uniform	
Shirt and Blouse	Light blue, short sleeve without tie and tie tab; no name tag; wear applicable ribbons and badges.
Trousers and Slacks	Ceremonial, Air Force shade 1620.
Headgear	Ceremonial, Air Force shade 1620.
Belt	Ceremonial, Air Force shade 1620; worn around waist of trousers or slacks.
Aiguillette (see note 4)	Ceremonial, silver; worn grounded on left shoulder seam.

NOTES:

1. Wear ceremonial uniform to, during, and from official ceremonies. Women wear slacks in marching formations.
2. Women may wear flight cap to and from functions when wearing skirt. Blue winter cap, shade 1578, authorized in winter.
3. Women wear hose with skirt.
4. Enlisted members wear closed-end loop aiguillette on top of epaulet, grounded to left shoulder seam when wearing summer uniform. Officers wear the open-end loop aiguillette under the epaulet, grounded to left shoulder seam when wearing coat and summer uniform.

Table 3.2. Distinctive Uniforms--Installation and Base Honor Guard, Color Guard, Drill Team, and Military Funeral Detail.

Ceremonial Uniform (see notes)	
Item	Description
Coat	Ceremonial, Air Force shade 1620, 3/4-inch silver braid sewn 3 inches from bottom of sleeve; 1/8 inch sewn creases, front and back; 1/8 inch sewn creases on outer seams of coat back from sleeve seam to bottom of coat; BASE HONOR GUARD arc worn 1/2 inch down from left shoulder seam; chrome buttons.
Trousers and Slacks	Ceremonial, Air Force shade 1620, 3/4-inch silver braid sewn centered on outseam from bottom of waistband to hemline; 1/8 inch sewn creases, front and back.
Skirt	Air Force shade 1620, without silver braid.
Belt	Ceremonial, Air Force shade 1620, silver braid along top and bottom edges; chrome buckle with "Wing and Star" design.
Headgear (see note 2)	Ceremonial, Air Force shade 1620, high gloss bill, trimmed in silver; silver chin strap on front and black functional high gloss chin strap on back with chrome buckle; "Wing and Star" insignia (M&W).
Shirt and Blouse	Blue, long- or short-sleeved.
Footwear (See note 5)	Single/double-soled, high gloss, poromeric low quarter with metal taps.
Aiguillette (see note 3)	Ceremonial, silver, single loop, chrome tip with raised "Wing and Star" emblem; worn grounded on left shoulder seam.
Summer Uniform	
Shirt and Blouse	Light blue, short sleeve without tie and tie tab; no name tag; wear applicable ribbons and badges. Do not wear ribbons or badges if a color guard flag bearer is wearing slings.
Trousers and Slacks	Ceremonial, Air Force shade 1620.
Headgear	Ceremonial, Air Force shade 1620.
Belt	Ceremonial, Air Force shade 1620; wear around waist of trousers and slacks.
Aiguillette (see note 3)	Ceremonial, silver; worn grounded on left shoulder seam.

NOTES:

1. Wear ceremonial uniform to, during, and from official ceremonies. Women wear slacks in marching formations.
2. Women may wear flight cap to and from functions when wearing skirt. Blue winter cap, shade 1578, authorized in winter.
3. Enlisted members wear closed-end loop aiguillette on top of epaulet, grounded to left shoulder seam, when wearing summer uniform. Officers wear the open-end loop aiguillette under the epaulet, grounded to left shoulder seam when wearing coat and summer uniform.
4. Wear the single-breasted or double-breasted all-weather coat in inclement weather as necessary.
5. Boots authorized in winter.

Table 3.3. Distinctive Uniforms--The USAF Band, USAF Band of the Rockies, USAF Regional Bands.

Item	Description
Concert Dress	
Coat and Jacket, Trousers and Skirt	Men: 3/4-inch aluminum braid SPEAR (7 1/2 x 5 1/2 inches) on sleeves, 3 inches from bottom of sleeves with embroidered or metal grade insignia, 3/4 inch aluminum braid on side of trousers. Women: 3/4 inch aluminum braid SPEAR (5 1/2 x 4 1/3 inches) on sleeves, 2 1/2 inches from bottom of sleeves. Miniature medals.
Footwear	Men: low quarters. Women: pumps; high gloss, poromeric.
Shirt and Blouse	White mess dress. Women wear pearl buttons.
Necktie	Air Force shade 1160, bow shape, satin.
Tie Tab	Air Force shade 1160, pointed shape, satin.
Cuff Links	Plain silver, satin or shiny finish with studs.
Cummerbund	Air Force shade 1160, blue satin.
Suspenders	Men only. Blue for the USAF Band. White for the USAF Band of the Rockies.
Ceremonial Uniform	
Service Dress Uniform (Phaseout date: 1 October 1995)	Enlisted men wear 4-inch mess-dress chevrons. Women wear 3-inch chevrons. Officers wear blue shoulder boards or metal insignia. Wear arc (7/8 inch wide, 3 3/4 inches long on top and 2 1/2 inches long on bottom with band I.D.) 1/2 inch down from left shoulder sleeve. Wear 3/4-inch wide aluminum braid on sleeves 3 inches up from bottom and on side of trousers or slacks. Silver single-woven drill cord at local commander's option.
New Service Dress Uniform (Mandatory wear date: 1 October 1995)	European double vent jacket at local commander's option. Band designation tab and arc 1/2 inch down from left shoulder sleeve. Chrome buttons.
Scarf	Gray wool with overcoat or all-weather coat.
Overcoat	Wear arc as on service dress coat.

Item	Description
All-Weather Coat	The USAF Band wears the double-breasted all-weather coat. Men and women wear the same coat. No arc. The USAF Band of the Rockies wears the single-breasted all-weather coat with the arc as on service dress coat.
Belt Buckle, Insignia and Buttons	Shiny finish mandatory.
Headgear	Service hat with silver-trimmed patent leather bill or plain black bill at local commander's option. Chrome wings with lyre and propeller overlay insignia. Silver bead around bill of hat (see note 1).
Footwear	High gloss, poromeric low quarters.
Lightweight Jacket	Wear with ceremonial trousers, slacks, skirt while traveling to and from ceremonies.
Pullover Sweater	May be worn for informal performances at local commander's option.
Shirt and Blouse	White with blue tie and tab. EXCEPTION: Band commanders specify short-sleeved blue shirt without tie or tab, with ribbons, optional name tag, and shoulder arc.
Gloves	Optional. White year around; gray/black in winter.
Socks	Black cotton or nylon. Men and women (see note 2).
Ribbons	Mandatory for band members. Band commanders and drum majors are authorized to wear full-sized, highly polished medals in lieu of ribbons.
Handbag	Plain, black vinyl with plain, silver-colored clasp.

NOTES:

1. Women may wear flight cap to and from functions when wearing skirt.
2. Band commanders specify skirt or slacks for women. Women wear hose with skirts (only neutral or complementary to their skin tone).

Table 3.4. Distinctive Uniforms--Security Police (SP).

Item	Description/Wear Provisions
Beret	Position headband straight across the forehead, 1 inch above the eyebrows. Drape the top over the right ear and the stiffener. Align command emblem or officer, regular size metal grade insignia above left eye. Adjust ribbon for comfort, tie in a knot, and tuck inside or cut-off (see notes 1 and 7).
Belt	Black leather, black or green nylon, without MAJCOM crest (see notes 4, 5, and 6).
Gloves	White (see note 2).
Neck Scarf (Dickie)	White or camouflage (see note 6).
Raincoat, Cap Cover, Rubber Boots	Inclement weather only, yellow outer garments, black boots when performing traffic or pedestrian control.
Jacket	Lightweight blue (not with service dress, maternity smock and coat) (see note 2). CWU 46-P, Air Force Shade 1157 or YAAC-89-3 (not with service or BDU uniforms). Current or improved (see notes 3).
HBrassard (Arm Band)	Blue and gray (see note 2).
Shield	See note 7.

NOTES:

1. Airmen affix the 1 1/2 x 1 1/2 inches metallic command emblem to the stiffener, parallel to the headband, 1/2 inch from the top edge of the headband. Remove grade insignia and command emblem when necessary for subdued appearance.
2. When installation commander authorizes.
3. Wear the ASNP on the right front of the current security police jacket, CWU 46-P, and on the left side of the improved jacket PD YACC-89-3. Officers wear plastic covered or metal rank insignia on the shoulders of the current jacket and metal rank on the epaulets of the improved jacket.
4. Armed in Service Dress Uniform: black ammunition pouch, black leather holster with issue pistol, black leather pistol belt. Gather coat in tucks on each side of the body under the arms and hold in place with the belt.
5. Armed in BDU uniform: wear green nylon holster and ammunition pouch on issue web belt with 9mm pistol.
6. Gate guards wear basic uniform; however, the MAJCOM authorizes base entry controllers and MAJCOM elite guards to wear the following uniforms:
 - Service Dress Uniform: beret with MAJCOM crest, bloused boots with white laces or low quarters, black leather belt without MAJCOM crest.
 - Light blue shirt: beret with MAJCOM crest, bloused boots with white laces or low quarters, plain white scarf, black leather belt without MAJCOM crest.
 - Battle Dress Uniform: beret with MAJCOM crest, camouflage scarf, black nylon-web belt without MAJCOM crest.
7. Worn only by personnel assigned to SP group level or below.

Table 3.5. Distinctive Uniforms--Office of the Joint Chiefs of Staff Military Security Force.

Item	Description
Ceremonial Uniform (see note 1)	
Coat	Ceremonial, Air Force shade 1620, European Double Vent, 3/4-inch silver braid sewn 3 inches from bottom of sleeve; 1/8 inch sewn creases on outer seams of coat back from sleeve seam to bottom of coat; chrome buttons.
Trousers and Slacks	Ceremonial, Air Force shade 1620, 3/4-inch silver braid sewn centered on outseam from bottom of waistband to hemline; 1/8 inch sewn creases, front and back.
Belt	Ceremonial, Air Force shade 1620, silver braid along top and bottom edges; chrome buckle with "wing and star" design.
Headgear	Ceremonial, Air Force shade 1620, high gloss bill, trimmed in silver; silver chin strap on front and black functional high gloss chin strap on back with chrome buckle; "wing and star" insignia (M&W) (see note 2).
Footwear	Single or double-soled, high gloss, poromeric low quarter with nylon taps.
Aiguillette	Ceremonial, silver, single loop, chrome tip with raised "wing and star" emblem. Worn grounded on left shoulder seam.
Holster	Black, leather. Wear with ceremonial belt.
Duty Uniform	
Shirt and Blouse	Light blue, long- or short-sleeved with tie and tie tab. Wear nametag, applicable ribbons and badges.
Trousers and Slacks	Ceremonial, Air Force shade 1620.
Headgear	Ceremonial, Air Force shade 1620 (see note 2).
Belt	Black, nylon, web. Wear with nylon holster and ammunition pouch around waist of trousers and slacks.
Aiguillette	Ceremonial, silver. Worn grounded on left shoulder seam (see note 3).

NOTES:

1. Wear ceremonial uniform to, during, and from official duties and ceremonies.
2. Headgear will be worn at all times when members are under arms and performing official duties.
3. Enlisted members wear closed-end loop aiguillette on top of epaulet, grounded to left shoulder seam, when wearing duty uniform.

Table 3.6. Distinctive Uniforms--Miscellaneous.

Group	Item
USAF Academy Parachute Team	See USAFA supplement.
Special Operations (Commando) Units	Campaign (bush) hat with BDU.
Basic Military Training Instructors	Campaign (bush) hat with service uniform and BDU.
Pararescue Personnel	Maroon beret with device. Bloused trousers with combat boots (see note 1).
Combat Control Personnel	Scarlet beret with device. Bloused trousers with combat boots. (See note 1.)
Air-Weather Service Parachutists	Pewter gray beret with device. Bloused trousers with combat boots (see note 1).
Air Liaison Officers (see note 2) (AFSC 11XX/12XX, formerly 1445/2255)	Black beret with Tactical Air Control Party (TACP) cloth flash and rank insignia. Bloused trousers with combat boots (see notes 1 and 2).
Tactical Air Command and Control Specialists (AFSC 1C4X1)	Black beret with TACP flash. Bloused trousers with combat boots (see notes 1 and 2).
HTactical Air Control party, Air Support Operations Center, and Army Support Weather Personnel	Wear the patch and awarded qualification tab, i.e., Ranger, of the Army unit currently aligned, on left shoulder of the BDU. Personnel who serve in combat with an Army unit and are awarded the combat patch may wear the patch on the right shoulder of the BDU when aligned with and supporting the Army. Center patches and tab, with the tab on top, on the appropriate sleeve, 1/4 inch below the shoulder and sleeve seam. Senior NCOs may make minor adjustments in the placement of stripes to accommodate the shoulder sleeve insignia. Stripes may not extend below the bend in the elbow when arm bent at 90-degree angle. Stripes on both sleeves must be worn in the same location.
Tactical Airlift Liaison Officers	Black beret with rank insignia. Bloused trousers with combat boots (see note 1).
Defense Language Institute English Language Center Instructors	Maroon campaign hat.
89 Military Airlift Wing Maintenance and Aerial Port Personnel	Blue fatigue uniform. Blue utility jacket, 50% polyester, 50% cotton, full knit, fleece lining, slash pockets, button cuffs, and zipper front. Enlisted wear sleeve chevrons and officers wear metal insignia.
Aeromedical Evacuation Technicians	Aramid fabric flight suit.
Basic Trainees	Non-standard gym shoes unless individual requests government-issued shoes.
Crew Members on USAF Water Craft	Navy's fatigue dungarees, shirt, outer garments, and footwear (see TA 016, part 1-6).
Authorized Individuals	HLeather A-2 flying jacket with flight suit, hospital whites, or service uniforms (not service dress uniform). Do not wear with civilian clothes. Attach MAJCOM patch and name tag with velcro. Name tag is 2 x 4 inches, brown or black leather, simulated leather. Emboss with wings, first and last name, rank, and USAF. Members may add an inside pocket, at their expense, when it does not detract from the external appearance. The Wing and Star patch maybe worn by individuals not assigned to a MAJCOM. Issue brown leather flying gloves may be worn.

NOTES:

1. Do not wear beret or bloused trousers with combat boots with semi-formal, mess dress uniforms. Commandant of professional military education (PME) course determines whether to allow wearing during inspections, graduations, and parades.
2. Graduates of USAF Air Ground Operation School Joint Firepower Control Course (JFCC), or Battle Staff Course and those serving in TACPs, or directly related staff positions only.

Chapter 4

AWARDS AND DECORATIONS

4.1. Wear Instructions. Wear regular or miniature size medals and ribbons, except for the Medal of Honor (neck decoration). Do not mix sizes. Do not wear medals and ribbons on outergarments such as raincoat, all-weather coat, overcoat, and lightweight blue jacket. For order of precedence for awards and decorations, see **Figure 4.1**. For arrangement of ribbons and devices, see **Figure 4.2**. and **Figure 4.3**. For arrangement of medals by rows, see **Table 4.1**. For arrangement of ribbons on service uniforms, see **Table 4.2**. For placement of medals on dress coat or jacket, see **Table 4.3**. Wear only authorized Air Force awards and devices when wearing ribbons and medals.

4.2. Foreign Decorations. Decorations proffered by foreign governments such as a ribbon, medal device, a badge, sash, sunburst, or neck-type decorations. Air Force Instruction 36-2803, *The Air Force Awards and Decorations Program*, specifies how to accept foreign decorations. Members may wear foreign decorations they accept with authority only. Wear criteria depends on the type of device the decoration represents.

4.2.1. Wear sash, sunburst, or neck-type foreign decorations with the formal dress uniform only, according to the customs of the awarding nation. Wear only one type at a time.

4.2.2. Wear medals and ribbons on the service uniform, ceremonial uniforms, and semi-formal uniforms when they are the same size as Air Force medals and ribbons.

4.2.3. Wear badges or miniature medals on the mess dress or formal dress uniform. Wear only one foreign badge. When wearing more than one foreign decoration (miniature medal), wear them in the order earned.

4.3. Non-Air Force Service Awards. Air National Guard (ANG) members wear state decorations when serving in state status but not while on federal active duty. Wear other military service department awards not included in **Figure 4.1**. in the order the awarding Service prescribes. **EXCEPTION:** Air Force awards take precedence over equal awards. Wear awards for wars, campaigns, and expeditions in the order earned. The Army Valorous Unit and Meritorious Unit Commendation awards are larger than Air Force ribbons. When members wear these awards with their Air Force ribbons, they must purchase ribbons which are the same size as their Air Force ribbons.

4.4. Wear of Awards and Decorations by Retirees and Honorably Discharged Veterans. Honorably discharged and retired Air Force members may wear full-size or miniature medals on civilian suits on appropriate occasions such as Memorial Day and Armed Forces Day. Female members may wear full-size or miniature medals on equivalent dress.

4.5. Order of Precedence. Arrange ribbons and medals in the order shown in **Figure 4.1**. Wear the medal with the highest precedence nearest the lapel on the top row.

4.6. Description of Ribbons. Regular-size ribbons are 1 3/8 x 3/8 inches and miniatures are 11/16 x 3/8 inches. Affix ribbons to the uniform using a detachable, metal and plastic clip-on device. Keep ribbons clean and unfrayed. Ribbons will not have a visible protective coating.

4.7. Description of Miniature Medals. Miniature medals are 1/2 the size of regular medals. The Medal of Honor is always full size.

Figure 4.1. Order of Precedence of Awards and Decorations.

ORDER OF PRECEDENCE OF AWARDS AND DECORATIONS		
(See notes 1 - 8.)		
1. Medal of Honor	2. Air Force Cross	3. Distinguished Service Cross
4. Navy Cross	5. Defense Distinguished Service Medal	6. Distinguished Service Medal (See note 1.)
7. Silver Star	8. Defense Superior Service Medal	9. Legion of Merit
10. Distinguished Flying Cross	11. Airman's Medal	12. Soldier's Medal
13. Navy-Marine Corps Medal	14. Coast Guard Medal	15. Bronze Star Medal
16. Purple Heart	17. Defense Meritorious Service Medal	18. Meritorious Service Medal
19. Air Medal	20. Aerial Achievement Medal	21. Joint Service Commendation Medal
22. Air Force Commendation Medal	23. Army Commendation Medal	24. Navy Commendation Medal
25. Coast Guard Commendation Medal	26. Joint Service Achievement Medal	27. Air Force Achievement Medal
28. Army Achievement Medal	29. Navy Achievement Medal	30. Combat Action Ribbon (See note 2.)
31. Distinguished/Presidential Unit Citation	32. Navy Presidential Unit Citation	33. Joint Meritorious Unit Citation
34. Air Force Outstanding Unit Award	35. Air Force Organizational Excellence Award	36. Prisoner of War Medal
37. Valorous Unit Award	38. Navy Unit Commendation	39. Coast Guard Unit Commendation
40. Meritorious Unit Commendation (Army/ Navy/ Coast Guard) (worn in the order earned)	41. Navy "E" Ribbon	42. United States Nonmilitary Decorations (See note 3.)
43. Combat Readiness Medal	44. Air Force Good Conduct Medal	45. Good Conduct Medal
46. Navy Good Conduct Medal	47. Marine Corps Good Conduct Medal	48. Coast Guard Good Conduct Medal
49. Air Reserve Forces Meritorious Service Medal	50. Army Reserve Component Achievement Medal	51. Naval Reserve Meritorious Service Medal
52. Selected Marine Corps Reserve Medal	53. Coast Guard Reserve Good Conduct Medal	54. Outstanding Airman of the Year Ribbon
55. Air Force Recognition Ribbon	56. China Service Medal	57. American Defense Service Medal
58. Women's Army Corps Service Medal	59. WWII Theater campaign Medals (See note 4.)	60. World War II Victory Medal

ORDER OF PRECEDENCE OF AWARDS AND DECORATIONS		
(See notes 1 - 8.)		
61. Occupation Medal (Navy/Army)(worn in the order earned)(See note 5.)	62. Medal for Humane Action	63. National Defense Service Medal
64. Korean Service Medal	65. Antarctica Service Medal	66. Armed Forces Expeditionary Medal
67. Vietnam Service Medal	68. Southwest Asia Service Medal	Armed ForcesService Medal
70. Military Outstanding Volunteer Service Medal	71. Humanitarian Service Medal	72. Air Force Overseas Ribbon (S/L)
73. Army Overseas Ribbon	74. Sea Service Deployment Ribbon (Navy and Marine)	75. Coast Guard Special Operations Service
76. Coast Guard Sea Service	77. AF Longevity Service Award Ribbon	78. Reserve Medals (Armed Forces/Navy and Marine Corps) (worn in order earned)
79. NCO Professional Military Education Graduate Ribbon	80. Army NCO Professional Development Ribbon	81. USAF BMT Honor Graduate Ribbon
82. Coast Guard Reserve Honor Graduate Ribbon	83. Small Arms Expert Marksmanship Ribbon	84. Navy Pistol Shot Medal
85. Air Force Training Ribbon	86. Army Service Ribbon	87. Philippine Defense Ribbon
88. Philippine Liberation Ribbon	89. Philippine Independence Ribbon	90. Merchant Marine Combat Bar
91. Merchant Marine War Zone (worn in order earned)	92. Foreign Decorations (See note 6.)	93. Philippine Presidential Unit Citation
94. Republic of Korea Presidential Unit Citation	95. Other Foreign Unit Citations (See note 6.)	96. United Nations Service Medal
97. United Nations Medal	98. NATO Medal	99. Multilateral Organization Awards (See note 8.)
100. Republic of Vietnam Campaign Medal	101. Kuwait Liberation Medal (Kingdon of Saudi Arabia)	102. Kuwaiti Kuwait Liberation Medal
103. Foreign Service Medals (See note 7.).		

NOTES:

1. Wear the Air Force Distinguished Service Medal (DSM) ahead of a Distinguished Service Medal awarded by the Army, Navy, and Coast Guard.
2. Awarded only by the Navy, Marine Corps and Coast Guard.
3. A few of the decorations awarded by federal agencies are: Medal of Merit, National Security Medal, Presidential Medal of Freedom, Medal of Freedom, Gold and Silver Lifesaving Medals, NASA Distinguished Service Medal, Public Health Service Decorations (Distinguished Service Medal, Meritorious Service Medal, Commendation Medal); US Maritime Service Decorations (Distinguished Service Medal, Meritorious Service Medal, Mariner's Medal). Do not wear these decorations unless you wear US military decorations and service medals. If you wear more than one, arrange them in the order of acceptance. If you wear two or more from the same agency, that

agency decides the precedence. Ribbons must be the same size as Air Force ribbons. Wear only those decoration ribbons awarded by federal agencies and earned while in military service.

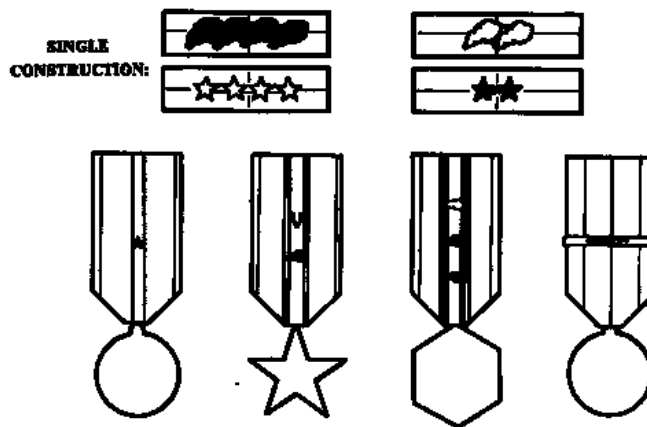
4. The American Campaign Medal, Asiatic-Pacific Campaign Medal, and European-African-Middle Eastern Campaign Medal are World War II Theater Campaign Medals. If authorized more than one, wear them in the order earned.
5. When awarded more than one clasp, wear in the order earned on the suspension ribbon. Do not wear clasps on the service ribbon.
6. Do not wear these decorations unless you wear other US military decorations and service medals. When authorized more than one, wear them in the order earned. If authorized more than one from the same foreign country, wear them in the order the country prescribes. On special occasions and as a matter of courtesy to a given country, you may wear the decorations of that country ahead of all other foreign decorations.
7. Before you wear foreign service ribbons, meet conditions in AFI 36-2803. When authorized to wear more than one, wear them in the order earned.
8. Includes ribbons such as: Multinational Force Observers Medal and Inter-American Defense Board Medal. Wear these ribbons in the order earned and ensure they are the same size as Air Force ribbons.

Figure 4.2. Placement of Devices on Ribbons and Medals.

SEPARATE DEVICES:



SINGLE CONSTRUCTION:

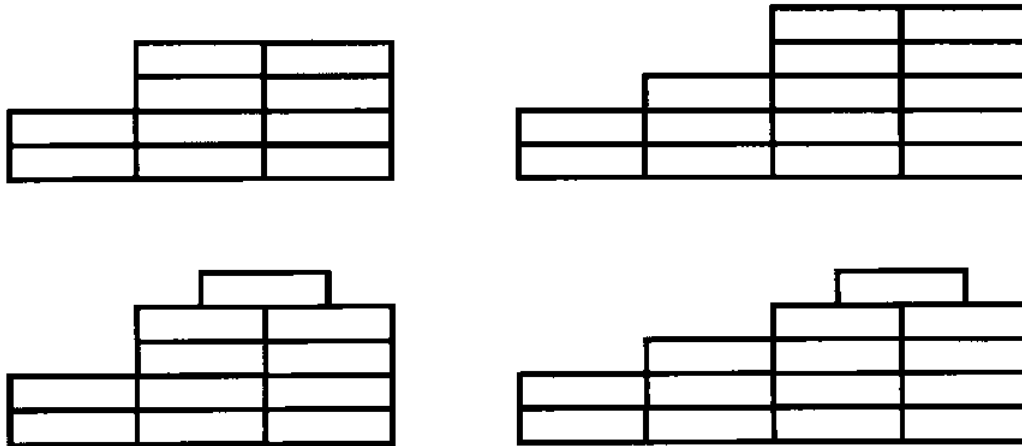


NOTES:

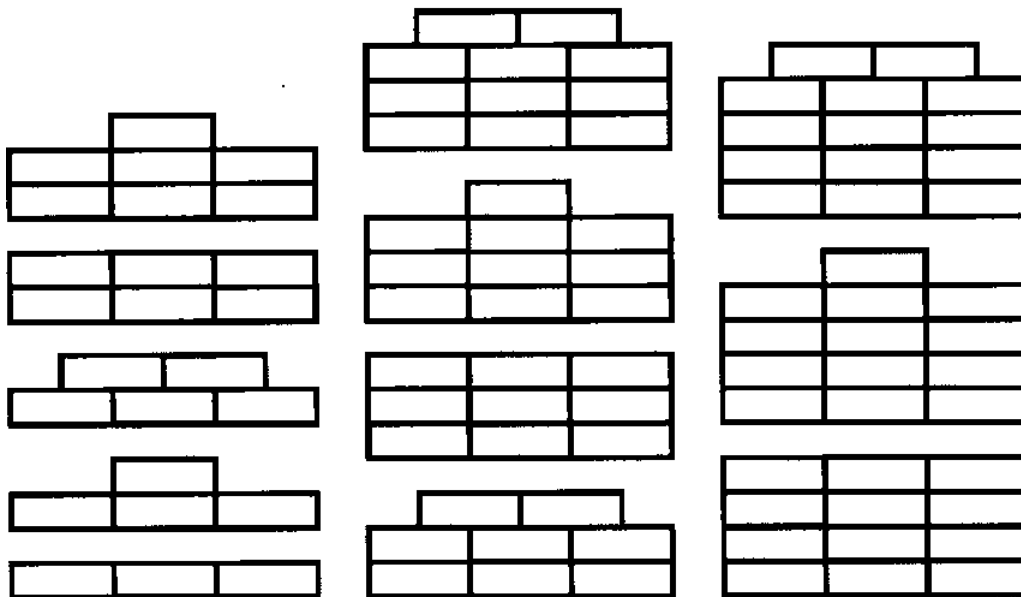
1. Wear a maximum of four devices on each ribbon. Place silver devices to the wearer's right of bronze devices. Replace the bronze device with a silver device after receipt of the fifth bronze device. Place clusters horizontally and tilt slightly downward to the wearer's right to allow maximum number of clusters and other devices on the ribbon. Tilt all or none.
2. If all authorized devices do not fit on a single ribbon, wear a second ribbon. Wear a minimum of three devices on the first ribbon before wearing a second ribbon. When wearing the second ribbon, place after the initial ribbon. It counts for one award. When future awards reduce devices to a single ribbon, remove the second ribbon.
3. Wear regular devices on regular medals and regular ribbons; miniature devices on miniature ribbons and medals. Wear all the same size devices.
4. There are two methods of affixing devices on ribbons: a separate device or single-constructed device (two or more devices manufactured together). When affixing separate devices to the ribbon, space devices equally. If using single-constructed device, center it. If using single-constructed device on one ribbon, use it on all ribbons. Place silver clusters, stars, etc. above similar bronze devices. **EXCEPTION:** Mix single-constructed devices with separate devices if the com-

combination of devices authorized is not available as a single-constructed device. In this event, place the devices close to one another so they give the appearance of a single-constructed device as long as the devices are the same; i.e., bronze cluster and silver cluster. Wear only separate devices on medals. Wear a maximum of four unless wearing more prevents adding a second medal. Wear ribbons awarded by other Services with appropriate device that Service authorized.

Figure 4.3. Arrangement of Ribbons.



NOTE: Variations of ribbon placement when lapel of service dress coat covers portions of ribbons.



NOTE: Variations of ribbons when lapel of service dress coat does not cover ribbons or when wearing ribbons on other service uniforms.

Table 4.1. Arrangement Of Medals By Rows (see note).

R	A	B	C	D	E	F	G	H	I	J	K	L
U L E	If number of medals worn is	and the size of medals is	x									
			with holding bar				with mounting bar					
			bottom	2d	3d	4th	bottom	2d	3d	4th	5th	6th
1	1 - 5	miniature	1 - 5				1-4	1				
2		regular										
3	6	miniature	6				4	2				
4		regular	3	3								
5	7	miniature	7				4	3				
6		regular	4	3								
7	8	miniature		4			4	4				
8		regular										
9	9	miniature	5				4	4	1			
10		regular										
11	10	miniature		5			4	4	2			
12		regular										
13	11	miniature	6				4	4	3			
14		regular	4	4	3							
15	12	miniature	6	6			4	4	4			
16		regular	4	4	4							
17	13	miniature	7	6			4	4	4	1		
18		regular	5	4	4							
19	14	miniature	7	7			4	4	4	2		
20		regular	5	5	4							
21	15	miniature		5			4	4	4	3		
22		regular										
23	16	miniature	6				4	4	4	4		
24		regular	4	4	4	4						
25	17	miniature	6	6	5		4	4	4	4	1	
26		regular	5	4	4	4						
27	18	miniature	6	6	6		4	4	4	4	2	
28		regular	5	5	4	4						
29	19	miniature	7	6	6		4	4	4	4	3	
30		regular	5	5	5	4						
31	20	miniature	7	7	6		4	4	4	4	4	
32		regular	5	5	5	5						
33	21	miniature	7	7	7		4	4	4	4	4	1
34	22+	miniature	6	6	6	+	4	4	4	4	4	2

NOTES:

WITH HOLDING BAR: The maximum length of holding bars for medals is 2 3/4 inches. When wearing fewer than five miniature medals or four regular-size medals, expose all. If wearing more than four miniature or three regular medals on one row, each medal equally overlaps the medal to the left. The overlap does not exceed 50 percent. Expose the medal nearest the lapel. Stack and center the second or additional row of medals upward. The medal overlaps approximately 50 percent of the ribbon on the row below.

WITH MOUNTING BAR: Wear the medal with the highest precedence on the top row nearest the lapel. Stack and center the second and additional rows of medals below. The medal will overlap approximately 50 percent of the ribbon on the row below.

Table 4.2. Arrangement Of Ribbons On Service Uniforms (see notes).

R	A	B	C	D	E
U L E		and the service coat is worn and the lapel			
	If the number of ribbons authorized is	covers portions of the ribbons	does not cover portion of the ribbons	and the size of ribbons worn is	then see notes and wear ribbons in
1	1, 2, 3, or 4		X	regular	a single row.
2	4 thru 8	X			multiples of three or four, centering any remaining ribbons on the top row.
3	4 thru 9		X		
4	7 thru 9	X			multiples of three or four in two bottom rows; but to prevent coat lapel from covering ribbons, each row thereafter may contain less than three, with top row centered over the row immediately below.
5	10 or more		X		multiples of three or four, with any remaining ribbons centered over the row immediately below.
6	10 or more	X			multiples of three or four in at least the two bottom rows; but to prevent coat lapel from covering ribbons, each additional row may contain less than three or four or less, with top row centered over the row immediately below.
7	1 thru 6		X	miniature (see note 3)	a single row.
8	1 thru 12		X		multiples of six with remaining ribbons centered over the row immediately below.
9	7 or more		X		
10	13 or more		X		multiples of six in two bottom rows; but to prevent coat lapels from covering ribbons, each additional row may contain less than six with the top row centered over the row immediately below.

NOTES:

1. There is no space between the rows of ribbons.
2. The lapel of the service coat may cover a portion of the ribbons and badges.
3. Women are authorized to wear ribbons in multiples of four or six.

Table 4.3. Placement Of Medals On Dress Coat Or Jacket (see note).

R	A	B
U L E	If the attire is	then wear miniature medals parallel to the ground on left side of coat or jacket and
1	mess dress jacket	center miniature medals between lapel, and arm seam, and midway between top shoulder seam, and top button of jacket.
2	civilian evening dress (men)	align the top of the suspension medal of the top row with (not above) the top of the pocket.
3	civilian black tie	center the holding bar of the bottom row of medals immediately above the pocket; do not wear pocket handkerchief.

NOTE:

1. Wear only the regular-size Medal of Honor from the neck band ribbon. Place the ribbon around the neck outside the shirt collar and inside the coat collar. Wear authorized foreign neck decorations beneath the Medal of Honor.

Chapter 5

INSIGNIA, BADGES, AND DEVICES

5.1. Wear of Grade Insignia. Members wear grade insignia as a distinctive part of the uniform. Office of Special Investigations (OSI) agents do not wear grade insignia unless AFOSI directs. AFVA 35-2, *Armed Forces Insignia*, depicts officer and enlisted grade insignia. **Chapter 2** of this instruction shows proper placement of grade insignia on uniforms.

5.2. Wear of First Sergeant Device . Those assigned to a first sergeant manpower authorization in a specific Air Force organization and have an approved school date for the First Sergeants Academy wear this device. When no longer assigned first sergeant duties, the member removes the device from the uniform. **EXCEPTION:** The Air Staff functional manager and enlisted instructors of the First Sergeant Course continue to wear the first sergeant device.

5.2.1. Description:

5.2.1.1. Service and Dress Uniforms. Silver or white, diamond-shape device with a blue, blue or black background; color and material are the same as rank insignia.

5.2.1.2. BDU. Dark blue, diamond shape with subdued olive green background; color and material are the same as rank insignia.

5.2.2. **Placement of Device.** Master Sergeants (MSgt) wear device 1/4 inch above center of V-shaped grade insignia or above star of new grade insignia. Chief Master Sergeants (CMSgt) and Senior Master Sergeants (SMSgt) wear the device centered above the star.

5.3. Name Tags. Laminated ultramarine blue plastic material with white, block-style letters engraved on the plastic and a clutch-type fastener. The tag is 3 3/16 inches long and 5/8 inches wide with 1/4-inch lettering. Make no deviations to the name tag (that is, emblems, flags, change in size or color). **EXCEPTIONS:** Use smaller letters to fit name within standard tag length and half-size letters if the name has more than one capital letter such as MacMANN. Non-physician providers, i.e., physician assistants, obstetrics and gynecological nurse practitioners, pediatric nurse practitioners, primary care nurse practitioners, and independent duty medical technicians (only when performing IDMT duties) wear two-line name tags to identify their profession. Services personnel wearing organizational uniforms may wear their rank designation on the same line as their last name, i.e., **SSGT BRANCH**.

5.4. USAF/NAME Tapes. Subdued olive green with flag-blue letters embroidered on tape. Tape is approximately 6 1/4 inches long and 1 inch wide with 3/4-inch lettering. Make no deviations to the USAF/NAME tapes. **EXCEPTION:** Use smaller letters to fit name within standard tape length.

5.5. Aiguillettes . Aiguillettes distinguish officer aides and attachés. The aide to the President and Vice President of the US, White House social aides and aides to foreign heads of state, wear aiguillette on the right; other aides and attachés on the left. Figure 5.1 shows wear criteria for dress and service aiguillettes.

5.6. Wear of Badges and Specialty Insignia on Service, BDU, and Dress Uniforms . **Table 5.1.** and **Table 5.2.** show placement and wear instructions for each authorized badge and specialty insignia. See

AFI 36-2923, *Aeronautical, Duty and Occupational Badges*, for award standards. See [Table 5.2](#) for wear of medical and dental certification patches and badges.

Table 5.1. Wear of Badges On The BDU, Service, Mess, Formal, and Semi-Formal Dress Uniforms (see notes).

R U L E	A	B	C
	If individual wears the	and	OPR
1	Chaplain insignia (Mandatory)	if authorized both, wear Chaplain insignia 1/2 inch above aeronautical badge.	HQ USAF/HCX.
2	Air Force Aeronautical badges (Mandatory)		HQ USAF/XOOT.
3	Aeronautical badges of other US services (Optional)	if both are worn, wear Air Force aeronautical badge in the highest position.	
4	Air Force Occupational badges (Optional)	if more than one badge is worn, wear badge which reflects current job in the top position.	HQ AFPC/DPSTS.
Miscellaneous Badges			
5	Combat infantry or army medical badge	only while performing duties with other Service air assault, pathfinder, or rigger units.	Army MILPERCEN.
6	US Army air assault badge and pathfinder badge		
7	Parachute riggers		
8	Scuba badge	only when qualified and performing scuba duties.	HQ USAF/XOFU.
9	Foreign badges (aviation, medical insignia, parachutist badges)	only in the conferring country or while attending official and social functions hosted by the awarding government. Do not wear foreign aviation badges unless wearing a US aviation badge.	None.
10	Distinguished International Shooter Badge	when awarded	HQ AFSVA.
11	Air Force Distinguished Rifleman and Pistol Shot Badge		
12	Silver Excellence-in-Competition Rifle and Pistol Badge with Wreath		
13	Bronze Excellence-in-Competition Rifle and Pistol Badge with or without wreath		

R U L E	A	B	C
14	If individual wears the Badges of military societies of the US that honor wars, campaigns, or expeditions in which the US was engaged.	and when a member of the awarding society and only while attending functions of the awarding society	OPR None.
15	Outstanding airman badge	for the year after formal presentation	HQ USAF/CCC.

NOTES:

1. A maximum of four earned badges may be worn on all blue service uniforms. A maximum of two badges are worn on the left side of uniform above ribbons or pocket if ribbons are not worn. Wear only aeronautical, occupational, and miscellaneous badges in this location.
2. Aeronautical badges are worn above occupational and miscellaneous badges. When more than one aeronautical badge is worn, the second badge becomes optional.
3. Men may attach duty badges to service uniforms with a clear plastic tab holder not visible beyond sides or bottom of insignia.
4. A maximum of three earned embroidered badges may be worn on the BDU when NAME/USAF tapes are worn.
5. Wear regular size embroidered cloth badges or specialty insignia on the BDU except when wearing the ASNP, wear only one badge on the patch whether or not the badge is mandatory or optional.
6. Miniature and regular size badges may be worn together; however, do not mix sizes of badges in the same category. **EXAMPLE:** Miniature wings may be worn with a regular size occupational badge, or regular size medical badge. A regular size duty badge is not worn with a miniature duty badge.
7. Presidential and Vice Presidential badges are worn only on the right side of the uniform.
8. Badges worn on the mess dress are metal or embroidered (metallic or aluminized thread); however, when wearing more than one, they must all be metal or embroidered. Badges must be all regular or all miniature.
9. See AFI 36-2923, and AFI 11-402, *Aviation and Parachutist Service, Aeronautical Ratings and Badges* for more information.

Table 5.2. Wear Of Medical And Dental Certification Patches And Badges on Hospital White Uniform.

R U L E	A	B	C	
	If Air Force specialty is	and an individual is certified by	then authorized patch or badge is the	
1	Aeromedical	National Registry of Emergency Medical Technicians	National Registry of Emergency Medical Technician.	
2	Biomedical Equipment Maintenance	International Certification Commission	Certified Biomedical Medical Equipment Technician and National Registry of Emergency Medical Technicians.	
3	Cardiopulmonary Laboratory	American Society of Cardiopulmonary Technologists	Cardiopulmonary Technologists.	
4	Cytology	American Society of Clinical Pathologists	Cytology Technologist.	
5	Dental Laboratory	National Assn of Dental Lab and National Board for Certification/ American Dental Association	Certified Dental Assistant.	
6	Dental	American Dental Assistant Assn of the American Dental Association	Certified Dental Assistant.	
	Dental Hygienist, Registered, Board Certified	American Dental Hygiene Association of the American Dental Association	Registered Dental Hygienist.	
7	Diet Therapy	Dietary Managers Association	Certified Dietary Manger.	
8	Bioenvironmental Engineering and Public Health	American Board of Industrial Hygiene and Board of Certified Safety Professionals	Certified Occupational Health and Safety Technologists.	
		National Environmental Health Assn	Registered Sanitation Tech.	
9	Histopathology	American Society of Clinical Pathologists	Registered Sanitation Tech.	
10	Medical Laboratory		Certified Lab Assistant.	
11			Medical Lab Technician.	
12			Medical Technologist.	
13			Medical Technologists in Chemistry.	
14			Specialists in Clinical Chemistry.	
15			Specialist in Blood Bank.	
16			Specialist in Hematology.	
17			Specialist in Microbiology.	
18			American Medical Technology	Certified Technician.
19				Med Lab Technician.
20				Medical Technologist.
21	International Society of Clinical Lab Tech	Registered Lab Technician.		
22			Registered Med Technologist.	

R	A	B	C
U	If Air Force specialty is	and an individual is certified by	then authorized patch or badge is the
L			
E			
23		American Society of Microbiology	Registered Microbiology Tech.
24		American Board of Clinical Chemistry	Clinical Chemist.
25	Medical Laboratory	National Registry in Clinical Chemistry	Clinical Chemist.
26	Medical Service	National Assn Practical Nurses Education and Sch Inc and National Registry of Emergency Medical Technicians	Practical Nurse National Registry of Emergency Medical Technicians.
27	Neurology	The American Electroencephalography Society	Electroencephalography Tech.
28	Nuclear Medicine	Nuclear Medicine Technician Certifying Board	Nuclear Medicine Technician.
29		American Registry of Radiologic Technologists	Nuclear Medicine Technologist.
30	Occupational Therapy	American Occupational Therapy Assn	Certified Occupational Therapy Asst.
31	Surgical Service	National Registry of Emergency Medical Technicians	National Registry of Emergency Medical Technician.
32		Assn of Surgical Technologists	Certified Surgical Technologists.
33	Ophthalmology Surgery	Joint Commission on Allied Health Personnel in Ophthalmology	Ophthalmology Technicians.
34	Optometry	American Optometric Association	Optometric Asst, Technician, and Technologist.
35	Orthopedic Surgery	American Academy of Orthopedic Surgeons	Orthopedic Asst Technician.
36	Orthotic	American Board for Certification in Orthotics and Prosthetics	Orthotic Technician.
37	Physician Assistant	National Commission on Certification	Physician Assistant.
38	Radiology	American Registry of Radiologic Technologists	Radiology Technologist.
39		American Registry of Radiation Therapy Technologists	Radiation Therapy Technologists.
40		American Registry of Diagnostic Medical Sonographers	Ultrasound Technologists.
41	Urology Surgical	American Urological Assn	Urology Technician.
42	Veterinary	American Assn for Laboratory Animal Science	Certified Animal Technician.
43	Bioenvironmental Engineering	National Institute for Certification in Engineering Technologies	Certified Engineering Technician.
44	Physical Therapy	Department of Professional Regulation for Physical Therapy	Certified Physical Therapy Assistant.

Chapter 6

WEAR OF UNIFORMS BY RESERVE, AIR NATIONAL GUARD, RETIRED OR SEPARATED PERSONNEL

6.1. Conditions for Wear of Uniform . **Table 6.1.** shows when and where to wear the uniform.

Table 6.1. When Reserve, ANG, Retired, Or Separated Personnel Are Required Or Authorized To Wear The Uniform (See note 1).

R U L E	A	B	C
	If the member is	may wear the uniform	and is authorized to wear the appropriate uniforms
1	in any of the categories	when traveling to and from any function listed in this table, when travel in uniform is within 24 hours of the scheduled function.	according to the rules below.
2		at any time, when he or she has been awarded the Medal of Honor and Chapter 1 does not prohibit wear of the uniform	
3	a reservist (on active duty)	when participating in short periods of active duty (including active duty for training)	listed in this instruction.
4	a reservist not on EAD and residing in the US, its territories, or possessions	when participating in authorized inactive duty training, unit training assemblies, or equivalent training	
5		when engaged in military flying activities, including traveling as a passenger on military aircraft	
6		on occasions of military ceremony	
7		social functions and informal gatherings of a military nature	
8		when engaged in military instruction	
9		when responsible for military discipline at an educational institution	
10	a reservist not on EAD and not residing in the US, its territories, or possessions	when authority is granted by the Secretary of the Air Force	listed in this instruction.
11		at military ceremonies or other functions of a military nature, provided authority is granted; such authority may be obtained by reporting to the nearest military attaché	

R U L E	A	B	C
	If the member is	may wear the uniform	and is authorized to wear the appropriate uniforms
12	an active duty warrant officer or airman with Air Force Reserve commission	of his or her Reserve grade when attending meetings or functions of associations formed for military purposes (membership will be mostly officers or former officers)	
13	an ANG technician	according to ANG regulations while performing air technician duties, however, they do not receive a uniform allowance for voluntarily wearing the uniform (see notes 2 - 5)	
14	an Air Reserve technician	when performing duty in civil service status as an Air Reserve technician; (wear of the uniform while performing duty in a civil service status is at the option of the individual; commanders cannot require members to wear the uniform while in this status.)	
15	an Air Reserve technician	must when participating in military flights as crew members or while providing armed security for aircraft	
16	retired	at occasions of military ceremonies	
17		military funerals, weddings, memorial services, and inaugurations	
18		patriotic parades on national holidays, other military parades or ceremonies in which any active or Reserve US military unit is taking part	
19		at educational institutions when engaged in giving military instructions or responsible for military discipline	
20		at social or other functions when the invitation has been influenced by the member's active military service	
21	separated (other than retired ANG or Reserve) (war service)	at military funerals, memorial services, and inaugurations	authorized at time of separation or any of the uniforms authorized for active duty personnel if they served honorably in the Air Force (including service with an air component of the Army before the Air Force was established), during a declared or undeclared war (see notes 8 and 9).

R U L E	A	B	C
	If the member is	may wear the uniform	and is authorized to wear the appropriate uniforms
22		patriotic parades on national holidays; military parades or ceremonies in which any active or Reserve US military unit is taking part	
23		on any other occasion when authorized by law	
24	separated (other than retired, ANG, or Reserve) (non war service)	from place of discharge to home, within 3 months after discharge	of the highest grade authorized at time of separation (see note 9).

NOTES:

1. Members will conform with the same standards of appearance, military customs, practices, and conduct in uniform prescribed for active duty members.
2. Title 10, U.S.C., Section 772 entitles members of the ANG to wear the uniform as prescribed for active duty members.
3. State-appointed ANG officers without federal recognition do not wear the uniform or any distinctive uniform item. Newly appointed ANG officers granted temporary federal recognition by a federal recognition board wear the uniform.
4. Enlisted ANG members wear the uniform on enlistment.
5. Upon written request of the governor and the consent of the Air Force Chief of Staff, the Chief of the National Guard Bureau authorizes a state adjutant general, who holds a federally commissioned status in the Air Force, to wear the grade insignia of his or her state-appointed grade while occupying the federally recognized position on the state headquarters unit manning documents, provided that grade does not exceed Major General.
6. Members receive the retired lapel button at retirement. Retirees wear the retired lapel button on the left lapel. Members whose terminal assignment is in a First Sergeant's manpower authorization may wear the diamond in all instances the uniform is worn.
7. Retirees may wear civilian clothing when flying in military aircraft. They will present a favorable appearance in good taste. Members of the reserve components who are eligible to retire but are not at mandatory retirement age (60 years) do not wear the uniform while traveling on military aircraft.
8. Honorably discharged members who served during World War II wear the Honorable Discharge Emblem on the left lapel.
9. Installation commanders authorize such separatees to use military clothing sales stores (MCSS) to purchase uniforms and accessories required for special occasions such as military funerals, parades, or other ceremonies. Separatees purchase only the service dress or mess dress uniforms and accessories. Separatees may not purchase items commonly available from commercial sources. MCSSs establish adequate controls over quantities of uniform items each separatee pur-

chases. Commanders ensure separatees present proof of honorable discharge under honorable conditions and know current uniform and grooming standards.

Chapter 7

UNIFORM CHANGES AND SUPPLEMENTS

7.1. How To Recommend Uniform Changes . Submit proposals for new or changed uniform clothing items and wear criteria on an AF Form 1000, United States Air Force Suggestion, and process as indicated below. Process requests for reconsideration for disapproved proposals the same as initial proposals. They are exempt from the automatic higher level review provisions of AFI 38-401, The Air Force Suggestion Program.

7.1.1. Processing Suggestions. Host base MPF Customer Service Element considers each proposal. Base-level agencies, e.g., hospital, and safety, provide comments as needed. The installation commander signs proposals recommended for approval with rationale for approval and forwards to the suggestor's MAJCOM Director of Personnel. The MPF Chief has disapproval authority. Disapproval is appropriate when the suggestion is not a new idea, when it duplicates a previous AF Form 1000 with "ownership" rights, or when the proposal clearly is not beneficial or desirable. MPF Chief forwards recommendations for disapproval based on other reasons with the statement "not recommended for adoption, but disapproval not within the authority of this office" on AF Form 1000-1, Suggestion Evaluation and Transmittal.

7.1.2. Uniform Boards. MAJCOMs conduct their own uniform boards to evaluate each proposal. The commander, vice commander, or chief of staff signs proposals recommended for approval and sends them to the Air Force Uniform Board (AFUB), HQ USAF/DPPU, 1040 Air Force Pentagon, Washington D.C., 20330-1040. The AFUB evaluates each proposal and makes recommendations to the Chief of Staff, USAF. If the MAJCOM disapproves the suggestion, return it and the reasons for disapproval through command channels.

7.1.3. Air Staff, Field Operating Agency (FOA), and Direct Reporting Unit (DRU) Recommendations. FOA and DRU commanders, Air Staff Deputy Chiefs of Staff (DCS), and their assistants, submit recommendations directly to the AFUB.

7.1.4. Air Force Academy Uniform Board. The Superintendent, United States Air Force Academy (USAFA), appoints an Air Force Academy Cadet Uniform Board to review all proposed changes to Air Force cadet and preparatory school student uniforms. The Superintendent may approve changes regarding USAFA cadet and preparatory student uniform accessories and insignia, but must send other proposed changes to the Chief of Staff, USAF, for final approval. Proposed changes to the standard Air Force uniform or wear criteria are submitted directly to the AFUB.

7.1.5. The AFUB. This board, composed of senior Air Force personnel, ensures the Air Force uniform is plain and distinctive, and develops consistent policy on all uniform matters. It reviews and selects items of uniform clothing, accessories, and insignia which the Chief of Staff, USAF, approves. AFUB changes are not effective until incorporated into this instruction.

7.1.6. Test Uniforms. Members wear experimental uniform items as part of a AFUB-authorized test program. Members wear test uniform items approved for Air Force use after the test period. HQ USAF/DPPU determines which individuals and units or commands will test new uniform items.

7.2. Processing Supplements:

7.2.1. Include all rules for local wear and additional uniform guidance in a supplement to this directive. Refer to AFI 37-160, vol 1, table 3.2, The Air Force Publications and Forms Management Programs--Developing and Processing Publications.

7.2.2. MAJCOMs approve their base supplements if instructions are within the guidelines of the basic directive. Coordinate any proposals deviating from current policy with Headquarters Air Force Personnel Center, Personal Programs Branch, (HQ AFPC/DPSTS), 550 C Street West, Suite 30, Randolph Air Force Base, Texas 78150-4714 before incorporating them into the supplement. DPSTS approves MAJCOM or FOA supplements. Upon publication, send one copy and any changes to DPSTS.

7.2.3. Proposed ANG unit supplements are submitted through the state Adjutant General to the Air National Guard Readiness Center, ANG/DPPUR, 3500 Fetchet Avenue, Andrews AFB MD, 20762-5157 for approval. Each unit sends a copy of its approved published supplement and changes to the appropriate Adjutant General and Air National Guard Readiness Center, Director for Personnel, upon publication.

RICHARD E. BROWN, III, Lt General, USAF
DCS/Personnel

Attachment 1**GLOSSARY OF REFERENCES AND SUPPORTING INFORMATION*****References***

DoDDs 1300.17, 3 February 1988; 1334.1, 11 August 1969; and 1348.33, 26 August 1985.

Abbreviations and Acronyms

AAFES—Army and Air Force Exchange Service

ACC—Air Combat Command

AFI—Air Force Instruction

AFMAN—Air Force Manual

AFOSI—Air Force Office of Special Investigations

AFPD—Air Force Policy Directive

AFR—Air Force Regulation

AFRES—Air Force Reserve

AFUB—Air Force Uniform Board

AMC—Air Mobility Command

ANG—Air National Guard

ARPC—Air Reserve Personnel Center

ASNP—Aircrew Style Name Patch

BDU—Battle Dress Uniform

DCS—Deputy Chief of Staff

DoD—Department of Defense

DoDD—Department of Defense Directive

DPSC—Defense Personnel Support Center

DRU—Direct Reporting Unit

DSM—Distinguished Service Medal

EAD—Extended Active Duty

FOA—Field Operating Agency

HQ—Headquarters

JFCC—Joint Firepower Control Course

MAJCOM—Major Command

MCSS—Military Clothing Sales Store

MPF—Military Personnel Flight

NASA—National Aeronautics and Space Administration

NCO—Noncommissioned Officer

NGB—National Guard Bureau

NLT—No Later Than

OG—Olive Green

PME—Professional Military Education

SNCO—Senior Noncommissioned Officer

SP—Security Police

TA—Table of Allowance

TACP—Tactical Air Control Party

USAF—United States Air Force

USAFA—United States Air Force Academy

USAFR—United States Air Force Reserves

Terms

Accouterments—Medals, ribbons, insignia, badges, US insignia, tie tack or clasp, belt buckle and cuff links, emblems, tags, scarves, gloves, and so forth, authorized for wear on or with any uniforms.

Field Conditions—Those conditions that provide member with temporary sleeping accommodations not suitable for regular occupancy, and subsistence that includes rations or prepared meals common to the operation. These conditions occur during operations, maneuvers, war games, and field exercises, actual or simulated.

Gig Line—When members wear shirt tucked into trousers or slacks with front fly opening, the button front edge of the shirt, the outside of the belt buckle (when required), and the edge of the fly will align. This alignment creates a gig line. The gig line should be straight and neat.

Installation Commander—The individual responsible for all operations an installation performs (Joint Pub 1-02).

Mandatory Clothing Items—Uniform clothing items each member must maintain.

Optional Clothing Items—Approved uniform clothing items (other than mandatory clothing items) approved for wear by all Air Force personnel.

Service Cap Insignia—Nickel antique finish with polished highlights.

SPEAR—Aluminized braid, pointed, fleur-de-lis shape.

Attachment 2**PHASEOUT DATES FOR UNIFORM ITEMS****UNIFORM ITEMS ALREADY PHASED OUT**

Fourrageres and Lanyards	1 January 1993
White Ceremonial Dress Uniform	1 March 1993
Two-line Name Tags	31 October 1993
Blue Ceremonial Dress Uniform	1 August 1994
Blue Beret	30 September 1994
Maternity Smock	30 September 1994
Blue Formal Dress Headgear	30 September 1994
Olive Green T-shirts	1 October 1994
Satin/oxidized US insignia	1 June 1995
US Insignia With Circle	1 June 1995

UNIFORM ITEMS PLANNED FOR PHASEOUT

Service Dress Coat, Shade 1549	30 September 1996
Officers Service Dress Coat, Shade 1620 With Officer Sleeve Rank and no Epaulets	30 September 1996
Long- and Short-Sleeved Blouse With Fly-Front Closure With Rounded Collar	1 January 1997
OG 107/507 Field Jacket	1 January 1997
Embroidered Badges and Specialty Insignia Worn on Dress Uniform Combinations	1 October 1997
Women's Mess Dress Blouse	1 October 1997
Aircrew Style Name Patch	1 October 1997
Women's Service Dress Hat (Blue and White)	1 October 1997
Men's and Women's Single-Breasted All Weather Coat	1 March 1998
Satin and Oxidized finish Belt Tip and Buckle	1 October 1998
Satin and Oxidized Finish Badges and Specialty Insignia, Regular and Miniature	1 October 1998
Miniature Highly Polished and Chrome Finish Badges and Specialty Insignia, Except for Wings and Missile Badges	1 October 1998
Service Dress Coat, Shade 1598 (Polyester Double-Knit)	30 September 1999
Service Dress Coat, Shade 1608 (Polyester Wool Tropical)	30 September 1999

**THE FOLLOWING ITEMS ARE APPROVED FOR PHASEOUT THROUGH ATTRITION
(To Be Announced)**

Maternity Service Dress Coat

Attachment 3

**IC 98-1 TO AFI 36-2903, DRESS AND PERSONNEL APPEARANCE OF
AIR FORCE PERSONNEL**

8 JUNE 1998

SUMMARY OF REVISIONS

This publication incorporates new Air Force policy on tattoos/brands and body piercing (table 2.5). See the last attachment of the publication, IC 98-1, for the complete IC. A bar (|) indicates revisions from the previous edition.

Table 2.5. Clothing/Accessory/Tattoo/Brand and Body Piercing Standards.

I T E M	A To present the proper military image	B will be
1	Clothing	Neat, clean, pressed, proper fit, in good condition, zipped, snapped, or buttoned.
2	Footwear	Shined, in good repair.
3	Watch	Conservative.
4	Bracelet	Conservative, no wider than one inch, and not present safety hazard.
5	Rings	A maximum of three at any time.
6	Tattoos/Brands	<p>Unauthorized (content): Tattoos/Brands anywhere on the body that are obscene, advocate sexual, racial, ethnic, or religious discrimination are prohibited in and out of uniform. Tattoos/brands that are prejudicial to good order and discipline, or of a nature that tends to bring discredit upon the Air Force are prohibited in and out of uniform.</p> <p>Inappropriate (military image): Excessive tattoos/brands will not be exposed or visible (includes visible through the uniform) while in uniform. Excessive is defined as any tattoo/brands that exceed ¼ of the exposed body part and those above the collarbone and readily visible when wearing an open collar uniform.</p> <p>Failure to observe these mandatory provisions and prohibitions by active duty Air Force members, USAFR members on active duty or inactive duty for training and ANG members in Federal service, is a violation of Article 92, Uniform Code of Military Justice (UCMJ). (See notes 1, 2, 3 and 4).</p>

I T E M	A	B
	To present the proper military image	will be
7	Body Piercing	<p>In Uniform: Members are prohibited from attaching, affixing or displaying objects, articles, jewelry or ornamentation to or through the ear, nose, tongue, or any exposed body part (includes visible through the uniform). EXCEPTION: Women are authorized to wear one small spherical, conservative, diamond, gold, white pearl, or silver pierced, or clip earring per earlobe and the earring worn in each earlobe must match. Earring should fit tightly without extending below the earlobe. (EXCEPTION: Connecting band on clip earrings.)</p> <p>Civilian Attire: (1) <i>Official duty:</i> Members are prohibited from attaching, affixing or displaying objects, articles, jewelry or ornamentation to or through the ear, nose, tongue, or any exposed body part (includes visible through clothing). EXCEPTION: Women are authorized to wear one small spherical, conservative, diamond, gold, white pearl, or silver pierced, or clip earring per earlobe and the earring worn in each earlobe must match. Earring should fit tightly without extending below the earlobe. (EXCEPTION: Connecting band on clip earrings) (See notes 3 and 5).</p> <p>(2) <i>Off duty on a military installation:</i> Members are prohibited from attaching, affixing or displaying objects, articles, jewelry or ornamentation to or through the ear, nose, tongue, or any exposed body part (includes visible through clothing). EXCEPTION: Piercing of earlobes by women is allowed, but should not be extreme or excessive. The type and style of earrings worn by women on a military installation should be conservative and kept within sensible limits. Failure to observe these mandatory provisions and prohibitions by active duty Air Force members, USAFR members on active duty or inactive duty for training and ANG members in Federal service, is a violation of Article 92, Uniform Code of Military Justice (UCMJ). (See notes 3 and 5).</p>
8	Eyeglasses and sunglasses	Free of ornamentation on frames and lenses. Conservative, clear, slightly tinted, or photosensitive lenses indoors or in formation. Conservative lenses and frames outdoors (faddish styles and mirrored lenses prohibited). No sunglasses in formation. Not worn around the neck.
9	Necklaces	Concealed under collar or undershirt.
10	Pencils and pens	Concealed. EXCEPTION: When carried in compartment of left BDU pocket or in left pocket of Food and Hospital White uniforms.)
11	Beeper and cellular phone	Clipped to waistband or purse or carried in left hand; prohibited unless required to perform duties.
12	Headphones and earphones	Prohibited unless required to perform duties.
13	Umbrella	Plain, black or dark blue, carried in left hand.
14	Attaché' case, gym bag, and back pack	Carried in left hand or over left shoulder. (EXCEPTION: Members wear back pack using both shoulder straps when riding two-wheeled vehicles or using crutches.)
15	Religious head covering	Indoors: Installation Commander and chaplain may approve plain, dark blue, or black religious head covering. Outdoors: Installation Commander and chaplain may approve religious head covering which is concealed under headgear; requests for religious covering which is not concealed under headgear is processed according to Table 2.8 .

I T E M	A	B
	To present the proper military image	will be
16	Other religious apparel and items	Concealed or worn during religious services or at home. Process requests according to Table 2.8 . Do not wear approved items during parades, ceremonial details and functions, or in official photos.
17	Safety items, rain suits, snowmobile suits	Wear while riding or operating two-wheeled vehicles.

NOTES:

1. **Unauthorized** (content): Any member obtaining unauthorized tattoos will be required to remove them at their own expense. Using uniform items to cover unauthorized tattoos is not an option. Members failing to remove unauthorized tattoos in a timely manner will be subject to involuntary separation.

2. **Inappropriate** (military image): Members should not be allowed to display excessive tattoos that would detract from an appropriate professional image while in uniform. Commanders should use these guidelines in determining appropriate military image and acceptability of tattoos displayed by members in uniform. Air Force members with existing tattoos not meeting an acceptable military image should be required to (a) maintain complete coverage of the tattoos using current uniforms items (e.g. long-sleeved shirt/blouse, pants/slacks, dark hosiery, etc.) or (b) volunteer to remove tattoos(s). Depending on the circumstances, commanders may seek Air Force medical support for voluntary tattoo removal. Members who choose not to comply with acceptable military standards are subject to disciplinary action and involuntary separation.

3. Installation or higher commanders may impose more restrictive standards for tattoos and body ornaments, on or off duty, in those locations where the Air Force-wide standards may not be adequate to address cultural sensitivities (e.g.; overseas) or mission requirements (e.g.; basic training environments).

4. Members who receive tattoos/brands not meeting the standards after the effective date of this policy are required to initiate tattoos/brands removal upon notification by their Commander at their own expense (may not use Air Force Medical Centers for removal). Members not complying with these requirements will be subject to disciplinary action for failure to comply with Air Force Standards and may be involuntarily separated.

5. There may be situations where the commander can restrict the wear of non-visible body ornaments. Those situations would include any body ornamentation that interferes with the performance of the member's military duties. The factors to be evaluated in making this determination include, but are not limited to: impairs the safe and effective operation of weapons, military equipment, or machinery; poses a health or safety hazard to the wearer or others; or interferes with the proper wear of special or protective clothing or equipment (**EXAMPLE:** helmets, flack jackets, flight suits, camouflaged uniforms, gas masks, wet suits, and crash rescue equipment).

Attachment 4

IC 2001-1 TO AFI 36-2903, DRESS AND PERSONAL APPEARANCE OF
AIR FORCE PERSONNEL

1 NOVEMBER 2001

SUMMARY OF REVISIONS

This change incorporates Interim Change (IC) 2001-1. The change updates, table 1.4, Line 1, Column C, add, "Note 3: During tours of less than 30 days, Reserve and Air National Guard (ANG) chaplains not on extended active duty may request a waiver for religious observance when consistent with their faith. For Air Force Reserve waiver processing instructions, see AFMAN 36-8001, Reserve Personnel Participation and Training Procedures. For ANG waiver processing instructions, submit requests to NGB/HC, 1411 Jefferson Davis HWY, Arlington, VA 22202-3231. See the last attachment of the publication, IC 2001-1 for the complete IC. A bar (/) indicates revision from the previous edition.

L	A	B	C
IN E 11	Item of Grooming (M-Men, W-Women) Beards (M)	Will be/have	Will not be worn except for health reasons when authorized by a commander on the advice of a medical officer. If commander authorizes, members keep facial hair trimmed not to exceed 1/4 inch in length. Individuals granted a shaving waiver will not shave any facial hair. Commanders and supervisors will monitor progress in treatment to control these waivers. (See note 3.)
2	Cosmetics (W)	conservative and in good taste	
3	Hair, Overall Standard (M & W)	clean, well-groomed and neat. If dyed, will look natural.	contain excessive amount of grooming aids, touch eyebrows when groomed or protrude below the front band of properly worn headgear. EXCEPTION: Hair may be visible in front of women's flight cap.

L	A	B	C
IN E	Item of Grooming (M-Men, W-Women)	Will be/have	Will not
4	Hair Style (M)	a tapered appearance on both sides and back, both with and without headgear. A tapered appearance is one that when viewed from any angle outlines the individual's hair so that it conforms to the shape of the head, curving inward to the natural termination point. Block cut permitted with tapered appearance.	be worn in an extreme or fad style or in such a way that exceeds length or bulk standards or violates safety requirements. Will not touch the ears and only closely cut or shaved hair on the back of the neck may touch the collar. Will not exceed 1 1/4 inches in bulk, regardless of length and not exceed 1/4 inch at the natural termination point. Will not contain or have any visible foreign items attached to it.
5	Hair Style (W)	styled to present a professional appearance. Plain and conservative pins, combs, headbands, elastic bands, and barrettes similar to the individual's hair color permitted to keep hair in place.	be worn in an extreme or fad style or violate safety requirements. Will not extend in length on all sides below an invisible line drawn parallel to the ground at the bottom edge of the shirt collar at the back of the neck. Will not exceed 3 inches in bulk or prevent proper wear of headgear. Will not include hair ornaments such as ribbons or jeweled pins.
6	Hairnets (M & W)	worn as required for safety Made of cotton or a synthetic material; be of a conservative, solid color similar to the individual's hair color, be strong enough to support and control hair; and contain no metal fasteners.	
7	Mustache (M)		extend downward beyond the lipline of the upper lip or extend sideways beyond a vertical line drawn upward from the corner of the mouth. (This does not apply to individuals with shaving waivers.)

L	A	B	C
IN	Item of Grooming	Will be/have	Will not
E	(M-Men, W-Women)		
8	Sideburns (M)	neatly trimmed and tapered in the same manner as the haircut. Will be straight and of even width (not flared) and end in a clean-shaven horizontal line.	extend below the lowest part of the exterior ear opening. (This does not apply to individuals with shaving waivers.)
9	Wigs and Hairpieces (M & W)	in conformance with the same standards required for natural hair, be of good quality, and fit properly.	exceed limits stated for natural hair. Will not be worn by personnel engaged in aircraft flight line or in-flight operations.
10	Wigs and Hairpieces (M)	of good quality and fit properly. Members must have their medical records documented to wear a wig or hairpiece to cover baldness or disfiguration. Other male personnel will not wear wigs or hairpieces.	
11	Nail Polish (W)	conservative, single color, and in good taste.	contain any ornamentation.

NOTES:

1. The items listed represent common appearance issues. This list is not all inclusive.
2. Commanders do not have the authority to waive appearance and grooming standards except as identified in table 1.4, line 1.
3. During tours of less than 30 days, Reserve and Air National Guard (ANG) chaplains not on extended active duty may request a waiver for religious observance when consistent with their faith. For Air Force Reserve waiver processing instructions, see AFMAN 36-8001. For ANG waiver processing instructions, submit requests to NGB/HC, 1411 Jefferson Davis HWY, Arlington, VA 22202-3231.

Attachment 5**IC 2002-01 TO AFI 36-2903, DRESS AND PERSONAL APPEARANCE OF
AIR FORCE PERSONNEL
29 SEPTEMBER 2002****SUMMARY OF REVISIONS**

This change incorporates interim change (IC) 2002-01 (attachment 5). Table 2.5. has been renamed, and includes only body alteration/modification, body piercing, and tattoos issues. Table 2.6. also has been renamed, and includes the more benign clothing/ accessory items (e.g., watch, bracelet, rings, necklaces, etc.). Tables 2.6. through 2.8. have been renumbered accordingly without significant change to text. See the last attachment of the publication, IC 2002-1 for the complete IC. A bar (/) indicates revision from the previous edition.

OPR: HQ AFPC/DPSFM (TSgt Debra Campbell)

Supersedes: AFI 36-2903, 1 November 2001

Certified by: HQ AFPC/DPS (Col Michael Schiefer)

Table 2.5. Body Physical Appearance Modification Standards.

I T E M	A	B
	To present the Proper military image	will be
1	Body Alteration or Modifications	Prohibited, if it is intentional and results in a visible, physical effect that detracts from a professional military image. Failure to observe these mandatory provisions and prohibitions by active duty Air Force members, USAFR members on active duty or inactive duty for training and ANG members in Federal service is a violation of Article 92, Uniform Code of Military Justice (UCMJ). See note 1.
2	Tattoos/Brands	Unauthorized (content): Tattoos/brands anywhere on the body that are obscene, advocate sexual, racial, ethnic, or religious discrimination are prohibited in and out of uniform. Tattoos/brands that are prejudicial to good order and discipline or that are of a nature that tends to bring discredit upon the Air Force are prohibited in and out of uniform. Unauthorized (content): Any member obtaining unauthorized tattoos will be required to remove them at his/her own expense. Using uniform items to cover unauthorized tattoos is not an option. Members failing to remove or alter unauthorized tattoos in a timely manner may be subject to disciplinary action or involuntary separation. Failure to observe these mandatory provisions and prohibitions by active duty Air Force members, USAFR members on active duty or inactive duty for training and ANG members in Federal service is a violation of Article 92, Uniform Code of Military Justice (UCMJ). Inappropriate (military image): Excessive tattoos/brands will not be exposed or visible (includes visible through the uniform) while in uniform. Excessive is defined as any tattoo/brands that exceed ¼ of the exposed body part and those above the collarbone and readily visible when wearing an open collar uniform. Members should not be allowed to display excessive tattoos that would detract from an appropriate professional image while in uniform. Commanders should use these guidelines in determining appropriate military image and acceptability of tattoos displayed by members in uniform. Air Force members with existing tattoos not meeting an acceptable military image should be required to (a) maintain complete coverage of the tattoos using current uniform items (e.g. long-sleeved shirt/blouse, pants/slacks, dark hosiery, etc.) or (b) remove tattoo(s). Depending on the circumstances, commanders may seek Air Force medical support for voluntary tattoo removal. Members failing to remove or alter tattoos or who choose not to comply with acceptable military standards may be subject to disciplinary action or involuntary separation. Failure to observe these mandatory provisions and prohibitions by active duty Air Force members, USAFR members on active duty or inactive duty for training and ANG members in Federal service is a violation of Article 92, Uniform Code of Military Justice (UCMJ). (See notes 2, 3, and 4).

I T E M	A	B
		To present the Proper military image
3	Body Piercing	<p>In Uniform: Members are prohibited from attaching, affixing or displaying objects, articles, jewelry or ornamentation to or through the ear, nose, tongue or any exposed body part (includes visible through the uniform). EXCEPTION: Women are authorized to wear one small spherical, conservative, diamond, gold, white pearl or silver pierced or clip earring per earlobe. Matching earrings must be worn and should fit tightly without extending below the earlobe. (EXCEPTION: Connecting band on clip earrings)</p> <p>Civilian Attire: (1) <i>Official Duty:</i> Members are prohibited from attaching, affixing or displaying objects, articles, jewelry or ornamentation to or through the ear, nose, tongue or any exposed body part (includes visible through clothing). EXCEPTION: Women are authorized to wear one small spherical, conservative, diamond, gold, white pearl or silver pierced or clip earring per earlobe. Matching earrings must be worn and should fit tightly without extending below the earlobe. (EXCEPTION: Connecting band on clip earrings) (See notes 2 and 4).</p> <p>(2) <i>Off Duty on a military installation:</i> Members are prohibited from attaching, affixing or displaying objects, articles, jewelry or ornamentation to or through the ear, nose, tongue or any exposed body part (includes visible through clothing). Piercing of earlobes by women is allowed, but should not be extreme or excessive. The type and style of earrings worn by women on a military installation should be conservative and kept within sensible limits. Failure to observe these mandatory provisions and prohibitions by active duty Air Force members, USAFR members on active duty or inactive duty for training and ANG members in Federal service is a violation of Article 92, Uniform Code of Military Justice (UCMJ). (See notes 2 and 4)</p>

NOTES:

- Members who intentionally alter or modify any part of their bodies in order to achieve a visible, physical effect that disfigures, deforms or otherwise detracts from a professional military image may be subject to disciplinary action or involuntary separation, as determined appropriate by the member's commander. Examples of prohibited conduct include (but are not limited to) tongue splitting or forking, tooth filing and acquiring visible, disfiguring skin implants.
- Installation or higher commanders may impose more restrictive standards for tattoos and body ornament, on or off duty, in those locations where Air Force-wide standards may not be adequate to address cultural sensitivities (e.g.; overseas) or mission requirements (e.g.; basic training environments).
- Members who receive tattoos/brands not meeting the standards are required to initiate tattoos/brands removal at their own expense (may not use Air Force Medical Centers for removal) upon notification by their Commander. Members not complying with these requirements will be subject to disciplinary action for failure to comply with Air Force Standards and may be involuntarily separated
- There may be situations where the commander can restrict the wear of non-visible body ornaments. Those situations would include any body ornamentation that interferes with the performance of the member's military duties. The factors to be evaluated in making this determination include, but are not limited

to: impairs the safe and effective operation of weapons, military equipment or machinery; poses a health or safety hazard to the wearer or others; or interferes with the proper wear of special or protective clothing or equipment (*EXAMPLE*: helmets, flack jackets, flight suits, camouflaged uniforms, gas masks, wet suits and crash rescue equipment).

Table 2.6. Clothing/Accessory Standards.

I T E M	A	B
	To present the proper military image	will be
1	Clothing	Neat, clean, pressed, proper fit, in good condition, zipped, snapped or buttoned.
2	Footwear	Shined, in good repair.
3	Watch (1)	Conservative.
4	Bracelet (1)	Conservative, no wider than one inch, and not present safety hazard.
5	Rings	A maximum of three at any time.
6	Eyeglasses and sunglasses	Free of ornamentation on frames and lenses. Conservative, clear, slightly tinted or photosensitive lenses indoors or in formation. Conservative lenses and frames outdoors (faddish styles and mirrored lenses prohibited). No sunglasses in formation. Not worn around the neck.
7	Necklaces	Concealed under collar or undershirt.
8	Pencils and pens	Concealed. (EXCEPTION: When carried in compartment of left BDU pocket or in left pocket of Food and Hospital White uniforms.)
9	Beeper and cellular phone	Clipped to waistband or purse or carried in left hand; prohibited unless required to perform duties.
10	Headphones and earphones	Prohibited unless required to perform duties.
11	Umbrella	Plain, black or dark blue, carried in left hand.
12	Attaché' case, gym bag, back pack	Carried in left hand or over left shoulder. (EXCEPTION: Members wear back pack using both shoulder straps when riding two-wheeled vehicles or using crutches.)
15	Religious head covering	Indoors: Installation Commander and chaplain may approve plain, dark blue, or black religious head covering. Outdoors: Installation Commander and chaplain may approve religious head covering which is concealed under headgear; requests for religious covering which is not concealed under headgear is processed according to table 2.8.
16	Other religious apparel and items	Concealed or worn during religious services or at home. Process requests according to table 2.8. Do not wear approved items during parades, ceremonial details and functions or in official photos.
17	Safety items, rain suits, snowmobile suits	Wear while riding or operating two-wheeled vehicles.

Table 2.7. When to Wear Battle Dress, Hospital White, and Food Service White Uniforms.

Members wear when they:	Yes	No	Optional
Travel on Air Mobility Command (AMC) aircraft during intratheater deployments and the command directs. (BDU only)	X		
Go to establishments that operate primarily to serve alcohol		X	
Eat lunch in restaurants where people wear business attire.		X	
Eat lunch at local establishments where people wear comparable civilian attire.			X
Make short convenience stops (including shopping malls.)			X
Deploy to perform emergency or periodic maintenance and do not traverse commercial airports. (BDU only)			X

Table 2.8. When To Wear Headgear.

Members In Uniform			
Wear	Do not wear	Optional	
X			Outdoors.
X			While operating two-wheeled vehicles. EXCEPTION: Not required when wearing safety headgear.
	X		When commanders specify for safety reasons.
	X		Indoors. (See notes 1 and 2.)
		X	No-hat areas the commander designates in a supplement.

NOTES:

1. **EXCEPTION:** Armed Security Police personnel or others bearing arms while performing duties.
2. **EXCEPTION:** Medical food inspectors performing facility inspections wear paper hats or hair nets.

Table 2.9. Religious Apparel Waivers.

To process religious apparel waivers	Action
Members	Submit request letter addressed to Installation Commander to Military Personnel Flight (MPF) Customer Service Element. Request letter includes a picture or description of the item, unit commander's endorsement, Installation Chaplain's endorsement.
Unit Commanders	Endorse request. Address affect on health, safety, and impact on duties. Restrict the wear of approved items for safety reasons under limited circumstances.
Installation Chaplains	Ensure a base chaplain interviews member to assess whether the apparel is in keeping with doctrinal or traditional observances of the member's faith. Endorse member's letter with findings.
MPFs	Forward member's letter to installation commander and to member's MAJCOM/FOA Director of Personnel. Notify member of final decision. File approval letter in the member's personnel folder.
Installation Commanders	Recommend approval or disapproval
MAJCOM/FOA/DRU Director of Personnel	Recommend approval or disapproval. Forward to Air Force Uniform Division (AF/ DPPU).
AF/DPPU	AF/DPPU recommends approval or disapproval to Air Force Deputy, Chief of Staff, Personnel (AF/DP). Notifies MPF of final decision.
AF/DP	Approves or disapproves.